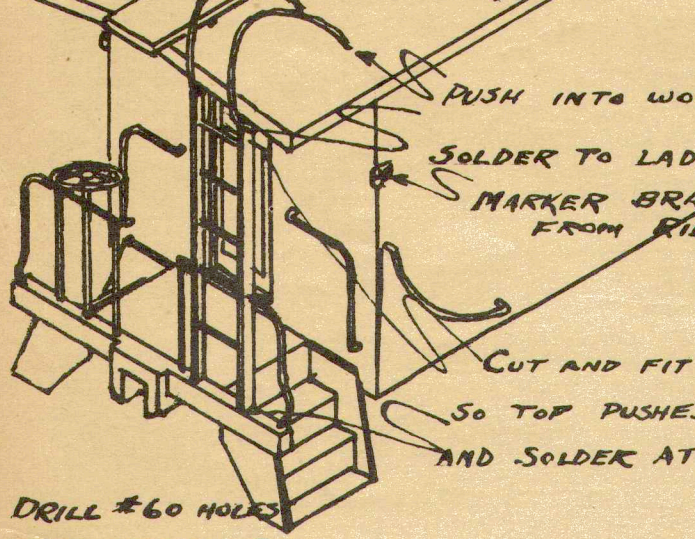

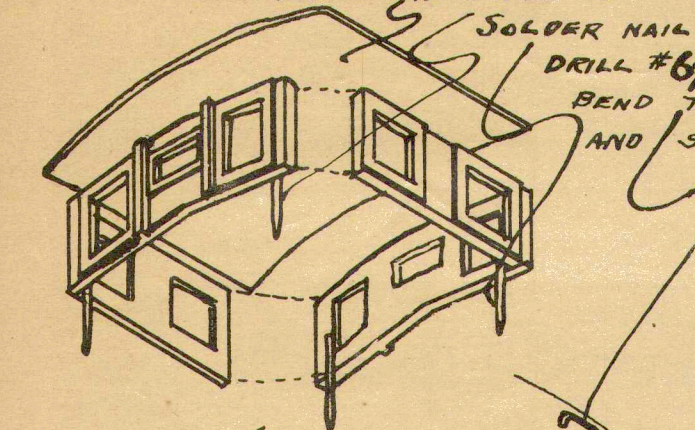



FILE TO SQUARE FIT - SOLDER TOGETHER - CUPOLA CASTINGS
 CUT AND BEND BRASS ROOF TO FIT

SOLDER NAIL BRADS AT CORNERS AS SHOWN
 DRILL #69 HOLES IN ROOF FOR ROOF RAILINGS
 BEND THESE RAILINGS FROM .030 WIRE
 AND SOLDER IN PLACE

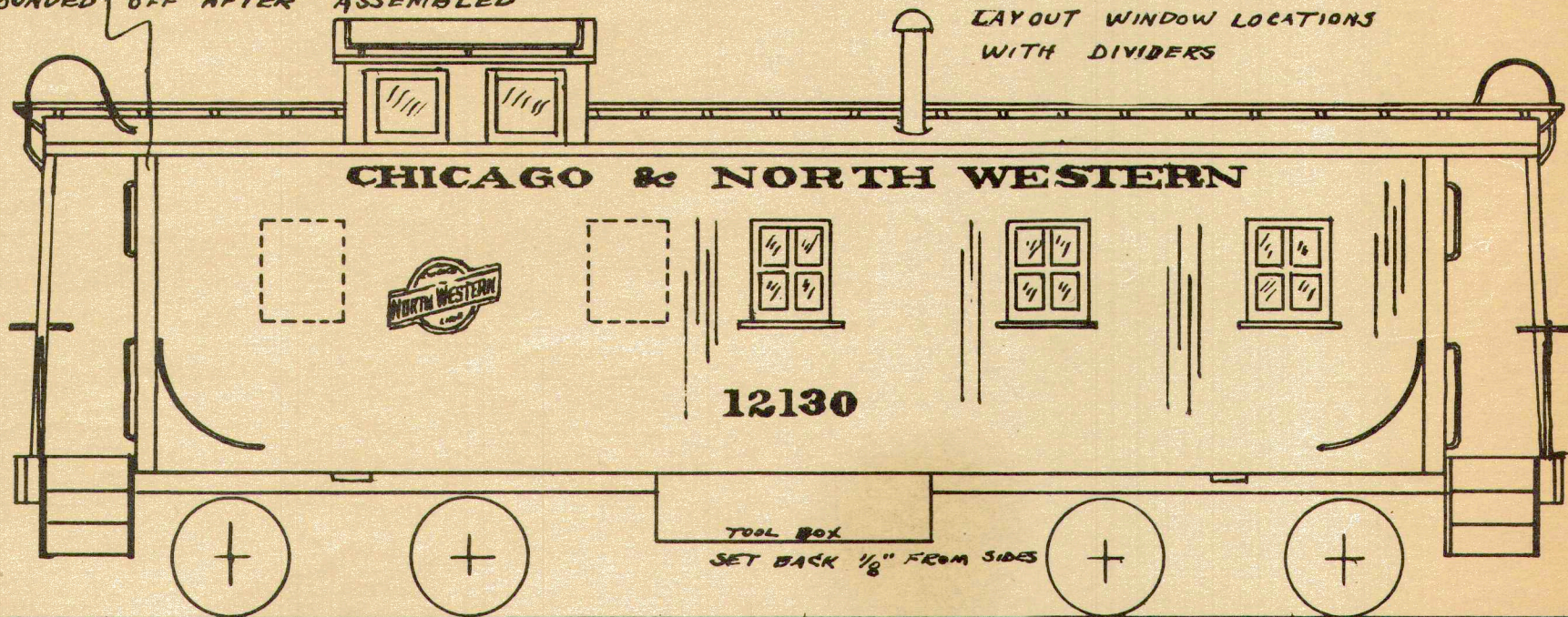
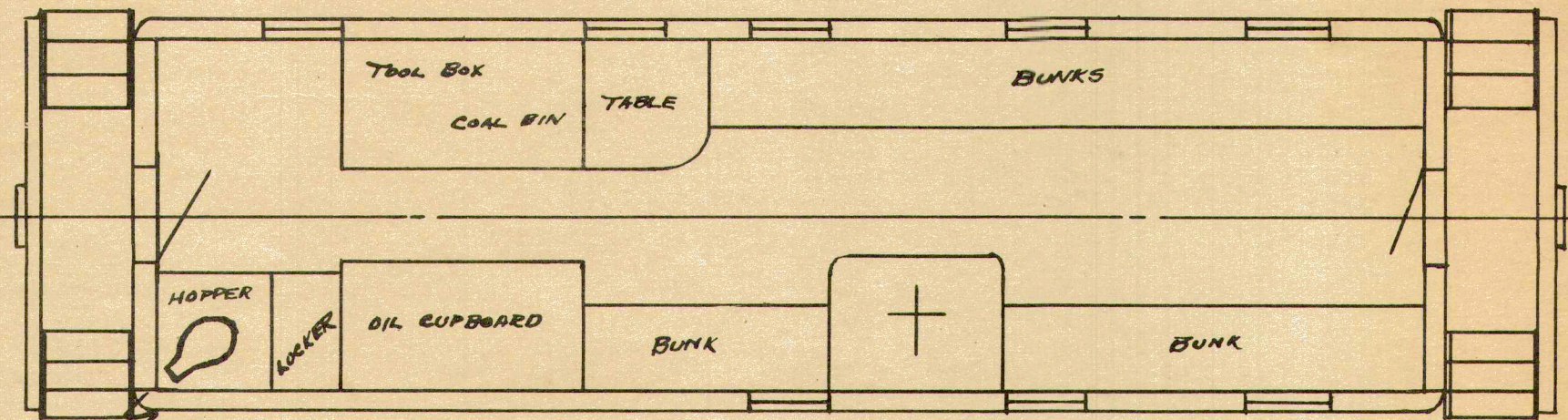


DRILL #60 HOLES
 FOR UPRIGHTS

KIT PARTS LIST	
WOOD -	2 COUPLER LEVERS
UNDERFRAME	24" - #22 WIRE
TRUCKS	CELLULOID
COUPLERS	BRASS FOR CUPOLA ROOF
SMOKE JACK	6" RIBBON WIRE
BRAKE CYLINDER	BRISTOL BOARD - WINDOW
2 BRAKE WHEELS	PAINT
2 LADDERS	TRANSFERS
3 #2 - 1/4" WOOD SCREWS	BLUE PRINT



CORNERS OF CAR BODY TO BE
 ROUNDED OFF AFTER ASSEMBLED



ADVISABLE TO GLUE AND NAIL CAR BODY TOGETHER - CUTTING OFF
 NAIL HEAD JUST BEFORE DRIVING IN.

SIDE SHOWN WITH (3) WINDOWS
 OPPOSITE SIDE HAS (5)

C. & N. W. CABOOSE
 Scale Model Railways
 Incorporated
 Huntington : Indiana
 Subsidiary of MEGOW, Phila., Pa.