


LOU ENGLISH

# SELLEY

## MODEL RAILROAD

CATALOG



### O and HO

Super Detailed Parts

### METAL DIE CAST PARTS

### METAL

### FIRST

### TO LAST!

# SELLEY

DIMENSIONAL DATA IN THIS CATALOG

**DIMENSIONS** ARE SHOWN FOR MANY CAR SIDES, END SILLS, CAR ENDS, UNDERFRAMES, AND SO ON. ALL SUCH DIMENSIONS NOT LISTED WITH THE PRICE LISTING ARE SHOWN IN PARENTHESES NEAR OR ON THE ITEM ITSELF. ALL SUCH MEASUREMENTS ARE SHOWN WITH **TWO NUMBERS** IN THE MEASUREMENT. THE **FIRST NUMBER** SHOWS INCHES, THE **SECOND NUMBER** SHOWS THIRTY-SECONDS OF AN INCH. THUS, AS AN EXAMPLE, THE **MEASUREMENT FOR HO223**, ON PAGE 10, IS (4-9). THIS IS READ AS **FOUR AND NINE THIRTY-SECONDS INCHES**. (4-9/32"). IF THE MEASUREMENT SHOULD READ (2-8), THIS WOULD EQUAL 2-1/4".

ILLUSTRATIONS ARE APPROXIMATELY HALF ACTUAL SIZE, EXCEPT WHERE OTHERWISE NOTED.

## HOW TO ORDER BY MAIL FROM THIS CATALOG

1. **PRINT** YOUR NAME AND COMPLETE ADDRESS ON THE **ORDER BLANK**.
2. **ADD 10 PERCENT** OF THE MERCHANDISE TOTAL FOR **PACKING AND POSTAGE**. IF MERCHANDISE TOTAL IS LESS THAN \$1.50, ADD 15 CENTS.
3. **REMIT** BY CHECK OR **MONEY ORDER**. SEND CASH AT YOUR OWN RISK.
4. IF **AIR MAIL** SHIPMENT IS DESIRED, ADD 30 PERCENT OF MERCHANDISE TOTAL. ANY EXCESS AMOUNT WILL BE REFUNDED TO YOU WITH YOUR ORDER.
5. **SORRY** - - - No COD'S.

*Prices in this catalog are subject to change without notice.*

## DILLON

### Master Painted Miniatures



SHORT OF TIME? WANT THE BEST? PIKE NEED SCENICKING? THEN **DILLON** MASTERPAINTED MINIATURES ARE THE ANSWER TO YOUR NEEDS. DONE BY SKILLED CRAFTSMEN WITH METICULOUS CARE, THESE **HO** AND **O** SCALE FIGURES, ANIMALS, VEHICLES, SIGNALS, AND OTHER ITEMS MAKE A MODEL GLOW WITH LIFE; GIVE THAT LOOK OF MOTION AND BUSINESS THAT SO MANY MODELS LACK; PUT THE TRUE FINISHING TOUCHES TO WHAT YOU HAVE BUILT. SOME IN AS MANY AS 10 HANDSOME COLORS----ALL ARE THE VERY BEST OBTAINABLE. REASONABLY PRICED, 100 PER CENT MADE IN AMERICA. NO "FOREIGN" LOOK.

**SELLEY** IS NOW EXCLUSIVE DISTRIBUTOR AND SALES AGENT FOR THESE FINEST PAINTED FIGURES. SEND 50 CENTS TODAY FOR THE COMPLETELY ILLUSTRATED CATALOG, SHOWING OVER 560 SCENIC PIECES, WITH DESCRIPTIONS OF EACH.  
(YOUR 50 CENTS IS REFUNDED WITH YOUR FIRST \$5.00 ORDER.)

S E L L E Y, INC. - 744-6 CLAY STREET - WINTER PARK, FLORIDA


# SELLEY

**TINY BRASS MACHINE SCREW, NUTS, AND WASHERS!**  
 AVAILABLE IN THE FOLLOWING HEADS: HEX (H), ROUND (R), FLAT (F), AND FILLISTER (P)

ITEM	STOCK SIZES & HEADS				LENGTHS	DOZ.	GROSS
	00-90	0-80	1-72	2-56			
HEX BRASS NUTS	00-90	0-80	1-72	2-56		.30	2.50
MACHINE SCREWS	HRFP	HRFP	HRFP	HRFP*	1/8"	.30	2.50
	HRFP	HRFP	HRFP	HRFP	1/4" & 3/8"	.35	2.90
	....	HRFP	HRFP	HRFP	1/2"	.35	2.90
	HRFP	....	....	.	1/2"	.45	3.50
BRASS WASHERS	00	0	1	2	.....	.25	2.00

### A Real Bargain

**SWITCHES** FOR EVERY NEED. UL APPROVED. AMPLE CURRENT CAPACITY; .5 AMP. AT 125 VOLTS. DIMENSIONS: 1 1/8" LONG BY 17/32" WIDE. FLUSH MOUNTING. BLACK HANDLE. CADMIUM PLATED STEEL SHELL. THESE SLIDE SWITCHES ARE THE TRULY ECONOMICAL ANSWER TO EVERY SWITCH NEED FOR CONTROL PANELS, ACCESSORIES, SIGNALS, AND THE LIKE. SATISFACTION GUARANTEED. SOLD IN THREE TYPES OF ACTION: SINGLE POLE SINGLE THROW (SPST), SINGLE POLE DOUBLE THROW (SPDT), AND DOUBLE POLE DOUBLE THROW (DPDT).



- S-1 ..... SPST ..... 29¢ EA.)
- S-2 ..... SPDT ..... 29¢ EA.
- S-3 ..... DPDT ..... 31¢ EA.

### TAPS & DRILLS

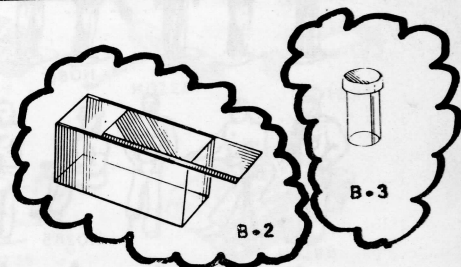
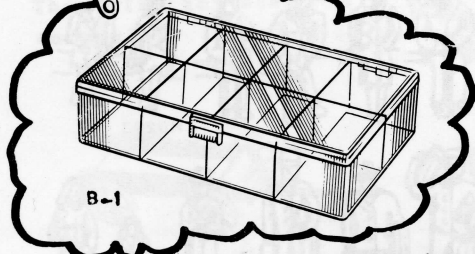
- TAPS:**
- 00-90 ..... 35¢ EA.
  - 0-80 ..... 35¢ EA.
  - 1-72 ..... 35¢ EA.
  - 2-56 ..... 35¢ EA.

**FINEST CARBON DRILLS FOR MODELERS**  
 Nos. 61 THROUGH 80... 35¢ EA.

**MORRIS TAP & DIE SET**  
 00-90, 0-80, 1-72, AND 2-56.  
 TAPS AND DIES, ALL IN A NEAT  
 WOOD BOX ..... SET.... \$15.50

### 'SEE-THRU' Plastic Boxes

STORE YOUR SCREWS, FINE PARTS, AND SMALL GADGETS SAFELY. DUST CAN'T GET TO THEM. AND YOU CAN SEE 'EM! THESE BOXES ARE THE PERFECT ANSWER TO YOUR STORAGE PROBLEMS FOR EVERY TINY OBJECT. HANDY EVERYWHERE!



- No. B-1 ..... (5 1/8" x 3 1/8" x 1") ..... 8 COMPARTMENTS ..... .50 EACH
- No. B-2 ..... (2 7/16" x 1 1/16" x 1 1/16") - SLIDE TOP, STACKABLE ..... \$1.50 DOZEN
- No. B-3 ..... (9/16" DIAMETER x 1 1/4" LONG) ... WITH CAP ..... .60 DOZEN

<p><b>FINE BRASS CHAIN</b>                  CODE SHOWS LINKS PER INCH. (LAST TWO NUMBERS); SHOWS DIAMETER OF WIRE IN THOUSANDTHS. (FIRST TWO NUMBERS)</p> <table> <thead> <tr> <th>CODE</th> <th>PER FT.</th> </tr> </thead> <tbody> <tr><td>0932</td><td>.20</td></tr> <tr><td>1422</td><td>..</td></tr> <tr><td>1120</td><td>..</td></tr> <tr><td>1418</td><td>..</td></tr> <tr><td>1916</td><td>..</td></tr> <tr><td>2214</td><td>.25</td></tr> <tr><td>3212</td><td>..</td></tr> <tr><td>4009</td><td>..</td></tr> <tr><td>3807</td><td>..</td></tr> </tbody> </table>	CODE	PER FT.	0932	.20	1422	..	1120	..	1418	..	1916	..	2214	.25	3212	..	4009	..	3807	..	<p><b>BRAND NEW! BRAND NEW! BRAND NEW!</b></p> <p><b>SOLDER SPOTS</b></p> <p>SOLDER WITHOUT MESS, DRIP, OR OVERLOADED IRON. GET JUST THE RIGHT AMOUNT OF SOLDER FOR THE JOB. SOLDER SPOTS ARE PRECISION CUT DISCS OF PURE 50-50 SOLDER, JUST .093" IN DIAMETER AND .031" THICK. JUST TOUCH YOUR IRON TO ONE, TWO, OR MORE SOLDER SPOTS..... AND YOU'RE IN LIKE FLYNN..... WITH JUST THE RIGHT AMOUNT OF SOLDER FOR THE JOB. NO FUSSIN' OR CUSSIN' IF YOU USE SELLEY SOLDER SPOTS WHEN YOU WANT A JOB TO BE NEAT AND SOLID!</p> <p><b>500 SOLDER SPOTS (PLUS)..... ONLY 69¢</b></p>	<p><b>BRASS TUBING</b>                  (ONE FOOT LENGTHS)</p> <table> <thead> <tr> <th>OUTSIDE DIAMETER</th> <th></th> <th>PRICE PER FOOT</th> </tr> </thead> <tbody> <tr><td>.068</td><td>(1/16)</td><td>.20</td></tr> <tr><td>.094</td><td>(3/32)</td><td>..</td></tr> <tr><td>.125</td><td>(1/8)</td><td>..</td></tr> <tr><td>.156</td><td>(5/32)</td><td>..</td></tr> <tr><td>.188</td><td>(3/16)</td><td>.25</td></tr> <tr><td>.219</td><td>(7/32)</td><td>.30</td></tr> <tr><td>.250</td><td>(1/4)</td><td>.30</td></tr> </tbody> </table>	OUTSIDE DIAMETER		PRICE PER FOOT	.068	(1/16)	.20	.094	(3/32)	..	.125	(1/8)	..	.156	(5/32)	..	.188	(3/16)	.25	.219	(7/32)	.30	.250	(1/4)	.30
CODE	PER FT.																																													
0932	.20																																													
1422	..																																													
1120	..																																													
1418	..																																													
1916	..																																													
2214	.25																																													
3212	..																																													
4009	..																																													
3807	..																																													
OUTSIDE DIAMETER		PRICE PER FOOT																																												
.068	(1/16)	.20																																												
.094	(3/32)	..																																												
.125	(1/8)	..																																												
.156	(5/32)	..																																												
.188	(3/16)	.25																																												
.219	(7/32)	.30																																												
.250	(1/4)	.30																																												

# SELLEY

**FIGURES** GIVE LIFE TO YOUR LAYOUT! HERE ARE SEATED AND STANDING FIGURES, WHICH WHEN PAINTED IN DIFFERENT COMBINATIONS WILL GIVE ALMOST INFINITE VARIETY. ALL ILLUSTRATED ACTUAL SIZE, FINELY DETAILED, WILL SIT OR STAND, AS SHOWN.




H079



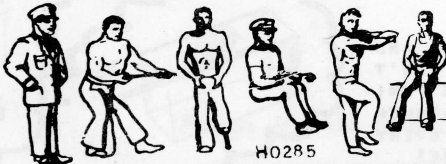
H0137



H0138



H080



H0285



H0254



H0110




H078




H0 647



H0 81



H0139



H0294



H079A



H0111




H0128



H0293



H0295



H0236




H0292



H0160



H0 231



H0296



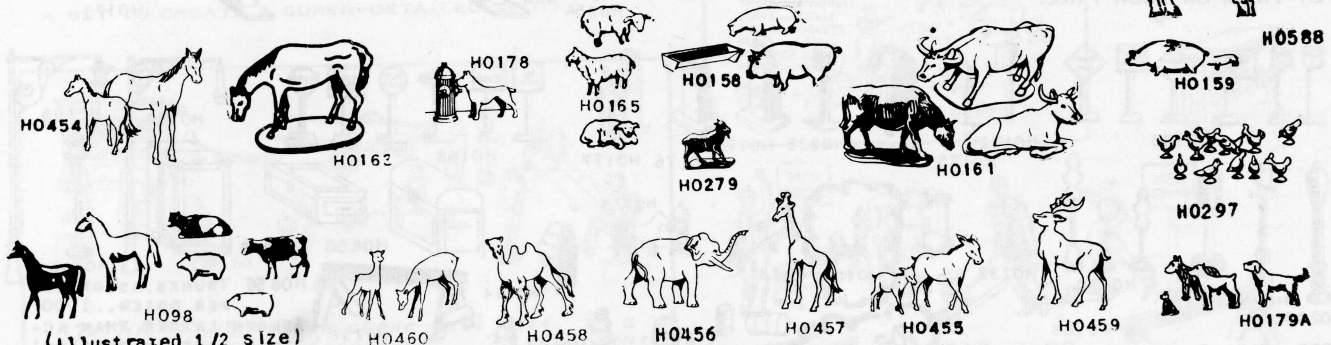
SETS ARE AS ILLUSTRATED

	PRICE
H0/8 STATION CREW...	.35
H079 PASSENGERS....	.35
H079A .....	.35
H080 TRAIN CREW....	.35
H081 ENGINEER, FIRE- MAN, BRKMAN....	.30
H0110 PASSENGERS....	.35
H0111 LABOR CREW....	.35
H0128 PASSENGERS....	.35
H0137 SITTING FIGS....	.35
H0138 MEN.....	.35
H0139 MAN & BARROW....	.15
H0160 COWBOY.....	.15
H0231 DRIVER.....	.10
H0236 SITTERS & BNCHS	.40
H0254 FIREMEN.....	.35
H0285 SAILORS.....	.35
H0292 TRAVELERS.....	.35
H0293 SITTING FIGS....	.35
H0294 TRAIN CREWMN....	.35
H0295 PASSENGERS....	.35
H0296 TRAIN CREW....	.35
H0647 ENGINEER, FIRE- MAN, BRKMN....	.35

All these figures available hand painted, too! See DILLON Catalog----- 50¢ from Selley, Inc.


# SELLEY

**ANIMALS** - NO FARM CAN BOAST A WIDER VARIETY THAN YOU CAN HAVE FROM THIS PAGE! ALL METAL - WILL STAND AS ARE SHOWN. ILLUSTRATED ACTUAL SIZE, UNLESS OTHERWISE INDICATED. ALL WILL TAKE PAINT READILY



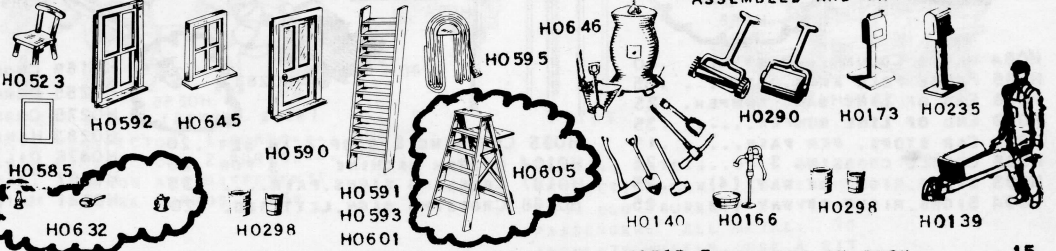
H0454	H0162	H0178	H0165	H0156	H0161	H0588	H0159	H0297	H0179A
H098	H0460	H0458	H0456	H0457	H0455	H0459			
(THIS ROW 1/2 ACTUAL SIZE)									
H098 CATTLE (6 DIFFERENT).....	.40	H0178 DOG AND HYDRANT SET.....	.15	H0458 CAMEL.....	.25	H0459 ELK.....	.25	H0520 ANTELOPE. SET OF 2.....	.30
H0158 PIGS (6) & TROUGH.....	.30	H0179A DOGS. SET OF 4 DIFF'NT.....	.25	H0455 JACKASS AND COLT.....	.20	H0568 GOOSE..... SET OF 6.....	.25	H0569 LAMB..... SET OF 6.....	.25
H0159 Sow & 6 LITTLE PIGS.....	.25	H0279 GOATS. SET OF 3.....	.25	H0456 ELEPHANT.....	.25	H0588 BULL.....	.21	H0589 ELK.....	.20
H0161 Cows. SET OF 6.....	.50	H0297 CHICKENS. SET OF 12.....	.35	H0457 GIRAFFE.....	.25				
H0162 COW WITH CALF.....	.15	H0454 HORSE AND COLT.....	.20						
H0163 HORSES. SET OF 4.....	.35	H0455 JACKASS AND COLT.....	.20						
H0164 WORK HORSE.....	.15	H0456 ELEPHANT.....	.25						
H0165 SHEEP. SET OF 6.....	.30	H0457 GIRAFFE.....	.25						

**VEHICLES** for the shop, farm, station, express platform, street, road gang, and many others. They give any scene a completely "busy" look.



H0139A WHEEL BARROW.....	.10	H0147 PLATFORM MULE.....	.15	H0156A SURREY WITHOUT TOP....	.40
H0142 HAND TRUCK.....	.10	H0148 TRAILER FOR MULE.....	.15	H0157 WAGON FOR TEAM.....	.35
H0143 PUSH CART. TWO WHEEL.....	.20	H0149 TRAILER WITH STAKES.....	.20	H0226 TRACTOR.....	.25
H0144 BAGGAGE TRUCK.....	.35	H0155 BUGGY, HORSE & DRIVER.....	.60	H0227 TRACTOR, FARMALL.....	.25
H0145 BAGGAGE TRUCK. 2 WHEEL.....	.25	H0155A BUGGY ALONE.....	.40	H0228 HARROW FOR TRACTOR.....	.25
H0146 FORK LIFT TRUCK.....	.20	H0156 SURREY, TOP. & HORSE.....	.75	H0288 SHERMAN TANK.....	.50
				ASSEMBLED AND PAINTED 1.00	

**MISCELLANEOUS** For yard and house interior. These items give you minute detail at lowest cost for highest quality.

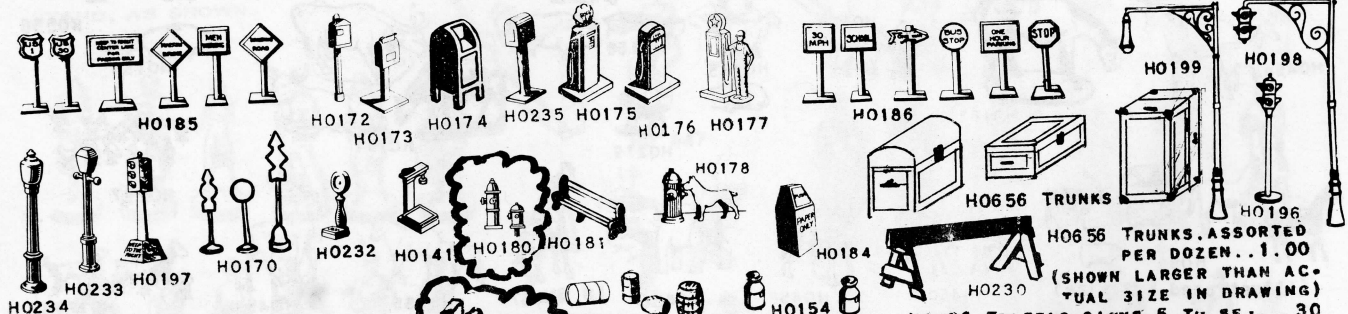
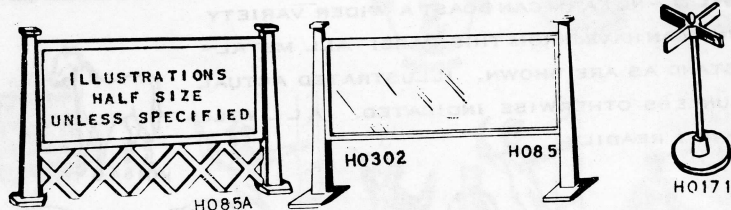


H0139 MAN WITH WHEELBARROW.....	.15	H0298 BUCKETS & PAILS... 6 FOR.....	.25	H0595 FIRE HOSE ON RACK.....	.15
H0140 TOOLS. SET OF 5.....	.20	H0523 CHAIR, STRAIGHT.....	.25	H0601 STEPS (FLIGHT OF 12).....	.15
H0166 PUMP AND TUB.....	.10	H0585 WINDOW FRAME. SET DOZEN.....	.50	H0605 STEP LADDER.....	.25
H0173 MAIL BOX.....	.6 FOR .25	H0590 DOOR, EXTERIOR.....	.3 FOR .25	H0632 FRY PAN, LAMP, COFFEE POT.....	.25
H0235 RURAL MAIL BOX.....	.6 FOR .25	H0591 STEPS (FLIGHT OF 31).....	.30	H0645 WINDOWS.....	DOZEN .60
H0290 MOWER AND ROLLER.....	.25	H0592 WINDOW, 4 PANE.....	DOZEN .75	H0646 STOVE, MOD. SHOVEL.....	.30
		H0593 STEPS (FLIGHT OF 22).....	.25		

Ask your Dealer to show you SELLEY parts, kits, scenics.

# SELLEY

**STREET DETAIL - MAKE YOUR STREETS ALIVE WITH THE LITTLE DETAILS - - - - DETAILS THAT MAKE A REAL MODEL. HERE IS A VARIETY OF THOSE LITTLE TOUCHES THAT MAKE PEOPLE BUG-EYED WHEN THEY SPOT THEM ON YOUR PIKE.**

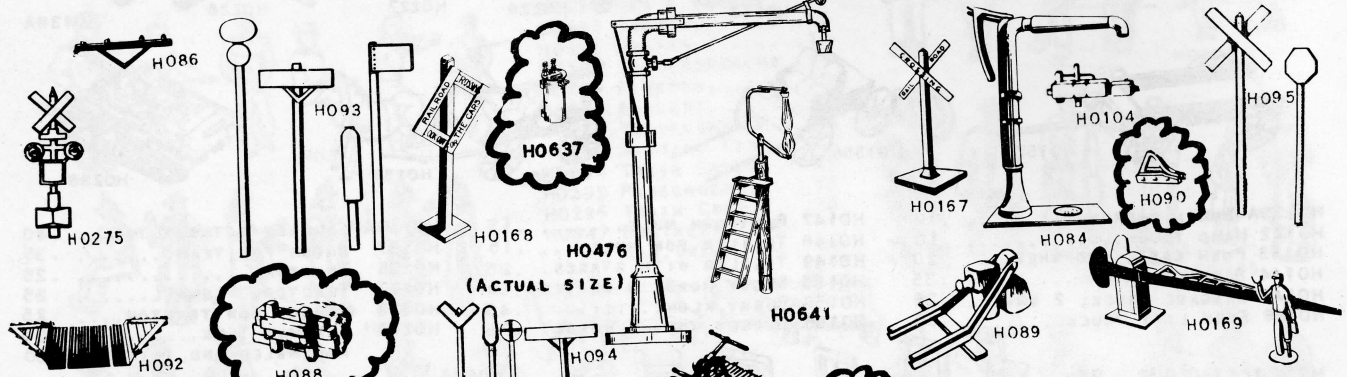


H0234	H0233	H0197	H0170	H0232	H0141	H0180	H0181	H0178	H0184	H0196
H085	H085A	H0141	H0150	H0151	H0152	H0153	H0154	H0170	H0171	H0172
Sign Board	Sign Board, Latticed	Platform Scale	Luggage, Set of 12 Pcs.	Oil Drums, per Dozen	Flour Barrels, per Dozen	Cases, per Dozen	Milk Cans, per Dozen	Traffic Signs, set of 9	Stop-Go Standard	Fire Alarm Box, 6 for
.30	.35	.10	.30	.35	.35	.35	.35	.25	.25	.25
H0173	H0174	H0235	H0175	H0176	H0177	H0186	H0199	H0198	H0656	H0656
Letter Box, 6 for	Package Mail Box	Shell-3 pumps & man	Esso .3 pumps & man	Texaco .3 pumps & man	Traffic Signs, 6 to set	Traffic Signs, 6 to set	Traffic Light	Traffic Light-3 light	High Street Lamp	Trunks, assorted per dozen
.25	.10	.35	.35	.35	.25	.25	.10	.15	.25	1.00

H0150	H0151	H0152	H0299	H0515	H0516	H0517	H0518	H0519	H0520	H0521
Hydrant and Dog	Hydrants, per Dozen	Park Bench, 3 for	Trash Box, 6 for	Traffic Signs, 6 to set	Welder, 4 wheel	Acetylene & Oxygen tanks	Dolly for above tanks	Transformers, per dozen	Beer Kegs, per dozen	Sign 1 1/8 x 1'
.15	.50	.50	.25	.30	.20	.10	.10	1.00	.35	.20

H0186	H0196	H0197	H0198	H0199	H0230	H0232	H0233	H0234	H0235	H0299	H0302	H0515	H0516	H0517	H0518	H0519	H0520	H0521	H0637					
Traffic Signs, 6 to set	Traffic Light	Traffic Light-3 light	Traffic Light on pole	High Street Lamp	Street Barricade, pair	Street Scale	Street Lights, 6 to set	Bl'v'd Lights, 6 to set	Rural Mail Box, 6 for	Beer Kegs, per dozen	Sign 1 1/8 x 1'	Welder, 4 wheel	Acetylene & Oxygen tanks	Dolly for above tanks	Transformers, per dozen	Derailers, car steps, bumpers	Water Column, old style	Phone Pole Arms, dozen	End of Line Sand Bumper	End of Line Bumper	Car Stops, per pair	Cattle Crossing 3 pc.	Signs, Right of Way (4)	Signs, Right of Way (5)
.30	.10	.15	.25	.25	.15	.10	.35	.35	.25	.35	.20	.20	.10	.10	1.00	all tough to make, but you can have them on your pike where you want them; and not have to spend hours on them! Perfect detail, perfect scale----- and at the lowest prices you can find anywhere!	.40	.35	.25	.35	.15	.25	.25	.25

**RIGHT OF WAY Derailers, car steps, bumpers----- all tough to make, but you can have them on your pike where you want them; and not have to spend hours on them! Perfect detail, perfect scale----- and at the lowest prices you can find anywhere!**



H084	H086	H088	H089	H090	H092	H093	H094
Water Column, old style	Phone Pole Arms, dozen	End of Line Sand Bumper	End of Line Bumper	Car Stops, per pair	Cattle Crossing 3 pc.	Signs, Right of Way (4)	Signs, Right of Way (5)
.40	.35	.25	.35	.15	.25	.25	.25

H095	H0104	H0167	H0168	H0476	H0641	H089	H0169	H0283	H0255
Crossing & Stop, 2 in set	Switch Machine, 3 for	Crossing Signs, pair	Crossing Sign, lettered	Oil or Water Colm. Kit	Mail Crane & Bag	Transformers, dozen	Derailers (operating)	Hand Car Kit	Water Column Kit
.20	.25	.35	.20	.59	.50	1.00	.60	.50	.59

H0169	H0255	H0275	H0283	H0476	H0637	H0641
Crossing Gates (2) & Man	Derailers (operating)	Crossing Signals (pair)	Hand Car Kit	Oil or Water Colm. Kit	Transformers, dozen	Mail Crane & Bag
.60	.15	.35	.50	.59	1.00	.50



METAL FIRST ----- TO LAST!



# SELLEY

**SETS AND STRUCTURES** SHOWN HERE WILL GIVE YOU THE ULTIMATE IN REALISM, AND THEY WILL SUGGEST TO YOU MANY **IDEAS** FOR SCENES USING ONE OR MORE OF THEM TOGETHER. THEY ARE ALL METAL, STRICTLY TO SCALE, AND AUTHENTIC. USE A SET TO CREATE A SUPER-DETAILED SPOT!

**FARM SCENE! \$100**  
 38 PIECES — ONLY  
 All Metal - Including:  
 FARMER and WIFE  
 HIRED MAN with WHEEL BARROW  
 DOG and CHICKENS  
 SHEEP and HORSES  
 COWS and CALF  
 PIGS and PIGLETS  
 PUMP and TUB  
 MAILBOX and MILK CANS




H0575

H0472

STATION SCENE, shown above full size, is a complete station decorator, 22 different cast metal pieces, beautifully detailed, and ready for painting the way you want them. A "Real Steal" at----- only \$1.00



H0289

ROAD GANG




BURMA-SHAVE SIGNS  
 RED SIGNS. SILVER  
 LETTERS AND POST.  
 (6 SIGNS PER SET)

H0628A --- 55¢  
 HE TRIED  
 TO CROSS  
 AS FAST TRAIN NEARED  
 DEATH DIDN'T DRAFT HIM  
 HE VOLUNTEERED  
 BURMA-SHAVE


H0628B --- 55¢  
 TRAIN APPROACHING  
 WHISTLE SQUEALING  
 PAUSE!  
 AVOID THAT  
 RUNDOWN FEELING  
 BURMA-SHAVE

BOTH SETS --- \$1.00



JUST ABOUT THE FINEST  
 DETAIL IN METAL YOU  
 EVER SAW. ONLY GLUE  
 NEEDED FOR CONSTRUCT-  
 ION. FIGURES, DOG AND  
 TOOL BOX, GIVE IT THAT  
 "BUSY" AIR YOU WANT.

THIS ONE IS A  
 MUST FOR THE BACK-  
 WOODS, THAT'S FOR  
 SURE! HAS A SEARS  
 CATALOG, FLY SWAT,  
 LIME CAN, DOOR OP-  
 ERATES TOO! YOU  
 CAN'T BEAT THIS!




- H0105 GIRDERS. PAIR, FOR BRIDGE..... \$1.25
- H0187 ROADSIDE STAND. KIT..... .35
- H0262 NEWS STAND. WITH DEALER & PAPERS.... .50
- H0289 ROAD GANG...THE OLD GREAT FAVORITE... .50
- H0419 COUNTRY STORE SET. REAL DETAIL!... .60


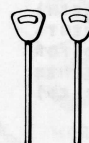
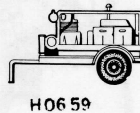
- H0472 COMPLETE STATION PLATFORM SCENE..... \$1.00
- H0572 COWBOY AND TWO OTHER HORSES..... .25
- H0575 FARM SCENE. REALLY PACKED!..... \$1.00
- H0604 SHANTY. TWO FIGURES. DOG & TOOL BOX... \$1.89
- H0607 RURAL OUTHOUSE. TERRIFIC DETAIL!... .98



FOUR HOBOS AND A  
 DOG. SET --- 35¢



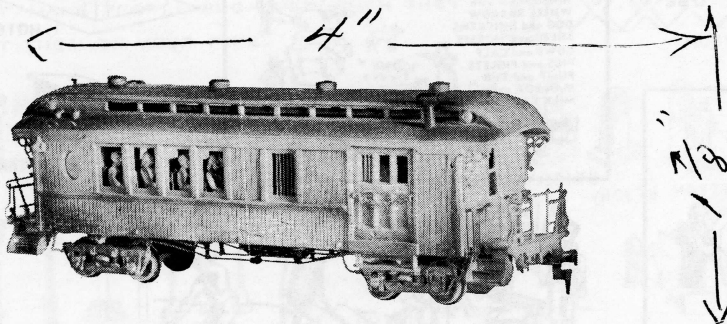
H0657A PROSPECTOR. 1 BURRO --- 50¢  
 H0657B PROSPECTOR. 2 BURROS --- 75¢  
 (BURROS ARE DIFFERENT)  
 EXTRA BURROS -- 25¢



- H0113 PARKING METERS ..... \$1.00 DOZ
- H0642 INSPECTION CAR. CONVERTED FROM OLD TOURER. DRIVER & PASSENGER. ALL METAL. TO INSULATE WHEELS. USE A BIT OF NAIL POLISH. (CANNOT BE USED AS ROLLING STOCK)..... \$1.25 KIT
- H0659 COMPRESSOR. ASSEMBLED AND PAINTED YELLOW WITH WHEELS BLACK. PACKED IN REUSABLE PLASTIC BOX..... \$1.00 EA.

Ask your Dealer to show you SELLEY parts, kits, scenics.

# SELLEY ONE CAR TRAIN!



- WOOD FLOOR
- METAL TRUCKS
- MARKER LIGHTS
- NMRA COUPLERS
- PLASTIC WHEELS
- ASSEMBLED TRUCKS
- OPEN CLERESTORYS
- METAL CONSTRUCTION
- ONLY 6 INCHES LONG!

ALMOST ANY OLD LOCO PULLING THIS STURDY OLD GIRL GIVES YOU A COMPLETE TRAIN...FOR BRANCH LINE, OLD TIME PIKE, MINING ROAD OR WHAT HAVE YOU. EASY TO BUILD, AND EASY ON THE EYE! FABULOUS DETAIL.....LOOK AT ALL THOSE LITTLE TOUCHES THAT MEAN SO MUCH IN A REAL EYE-CATCHING, GEM-LIKE MODEL. ICE HATCHES, ROOF VENTILATORS, SMOKE STACKS (FOR THAT POT BELLY STOVE), LAVATORY VENTS, CHAINS FOR TRUCKS (YES, CHAINS INCLUDED IN KIT), TRUSS RODS WITH TURNBUCKLES, AIR TANKS, AND WOOD GRAIN SCRIBED IN THE SIDES! A TRULY HANDSOME CAR. HEAVY ENOUGH SO THAT THERE IS NONE OF THAT IRRITATING "MODEL WOBBLE". AND---OPEN CLERESTORY WINDOWS! YOU'LL BE PROUD OF THIS ONE!


KIT. C-2 COMBINE (WITH ASSEMBLED TRUCKS AS ILLUSTRATED)..... \$5.95

PEOPLE RIDE THE REAL TRAINS....WHY NOT YOURS? TO REALLY GILD THE LILY, GET THE SUPER-DETAIL INTERIOR KIT. FOR THE COMBINE, THE KIT CONTAINS: 8 COACH SEATS, 1 POT BELLY STOVE, 1 SHOVEL, HOD, AND 5 SEATED FIGURES. ALL DIFFERENT DETAILED INTERIOR PLAN SHOWS YOU WHERE THEY GO. EASY TO INSTALL. THE INTERIOR KIT MAKES ALL THE DIFFERENCE IN THE WORLD IN THE APPEARANCE. THE MOST!

KIT. C-2 COMBINE INTERIOR, AS LISTED ABOVE ..... \$1.06

# CINDER QUEEN!

MOST HIGHLY DETAILED OLDTIME CAR ON THE MARKET ... ALL CAST METAL EXCEPT FOR THE FLOOR, WHEELS, AND COUPLERS. NO CHANCE FOR SHORTS THROUGH THE CARS ... CANVAS TOP SIMULATED .... FINE END PLATFORM DETAIL .... HAND RAILS .... TRUE PERIOD APPEARANCE ..... DELICATE GINGERBREAD ON ENDS .... ACETATE FOR WINDOWS (CLERESTORYS GREEN) .... SMOKE JACKS .... ROOF VENTILATORS ... JEWELS FURNISHED FOR MARKER LIGHTS ..... ICE HATCHES ..... OLD TIME TRUCKS (ASSEMBLED)



HERE'S AN OLD TIME COACH WITH PLENTY OF CHARACTER .... A FINE MODEL THAT OPERATES JUST AS BEAUTIFULLY AS IT LOOKS. 6 INCH LENGTH OVERALL MEANS LESS UGLY OVERHANG ON SHARP CURVES. MORE CARS POSSIBLE IN SHORT TRAINS. LOOKS RIGHT AT HOME IN A MIXED TRAIN, TOO. ALL METAL CONSTRUCTION MEANS SOLID ROLLING QUALITY WITHOUT SWAY OR WOBBLE. AND SUPERDETAILED WITH THE C-1A INTERIOR KIT, YOU CAN ALMOST HEAR THE PASSENGERS BELLY-ACHING ABOUT THE CINDERS!

C-1 COACH KIT ..... (WITH ASSEMBLED TRUCKS AS ILLUSTRATED) ..... \$5.95

C1-A SUPERDETAIL INTERIOR KIT... WITH 8 SEATED PASSENGERS, ALL DIFFERENT, 16 OLD TIME COACH SEATS, 2 POT BELLY STOVES WITH HODS AND SHOVELS. COMPLETE INSTRUCTIONS. JUST \$1.75

*None of the kits listed in our catalog includes paint, cement or decals*

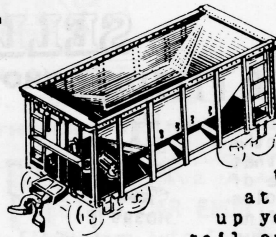


# HO

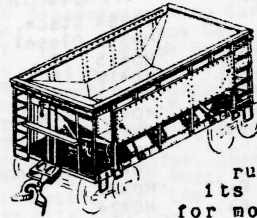
# SELLEY

## ► Freight Equipment . . .

ALL METAL cars that won't warp, rot, or corrode; that take paint like a wall takes paper-- here they are. All cars are complete with NMRA couplers, all necessary screws for easy assembly, and complete instructions. They're heavy enough to hug the rails, loaded with detail, have separate AB brake system parts and cast brake wheel for additional realism. Most of all---they're absolute TOPS in ECONOMY! Open type cars at this low price are hard to find, and in metal are almost non-existent. Cars come less trucks, unpainted, but have everything else to make a first class top notch model car for your pike. And SATISFACTION OR YOUR MONEY BACK!




Bethlehem built. An ore train, or a cut standing at the mine really dresses up your layout. Plenty of detail on these little beauties! K-101 kit, less trucks----- \$1.25



Pullman Standard built. Loaded with detail. More rugged looking than most of its type. Use in solid cuts for more impressive appearance. K-102 kit, less trucks----- \$1.25

## GO-DEVIL!

EXQUISITE DETAIL. COMPLETE EVEN TO A BRAKE PEDAL, AND A SWIVELING BOOM! A TRULY FINE MODEL YOU CAN BE PROUD OF IT FASCINATES VIEWERS WHO WON'T BELIEVE IT'S NOT A CUSTOM JOB! TINY BRAKE SHOES, RAIL CLAMPS AND CRANKS SEEM IMPOSSIBLE TO MODEL, BUT THERE THEY ARE! KIT (HO 608) . \$2.25



HO 608


ILLUSTRATED ACTUAL SIZE!



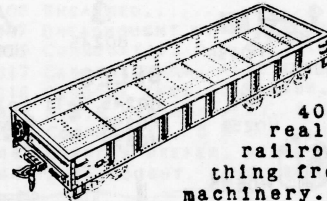
HO 283

SUPER DETAILED SCALE HAND CAR. A PIECE OF ROLLING STOCK THAT WILL REALLY ENHANCE YOUR LAYOUT.

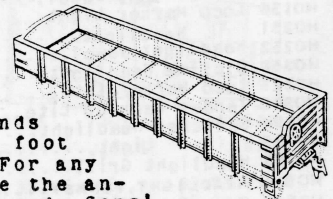
HO 283 Hand Car, . . .50



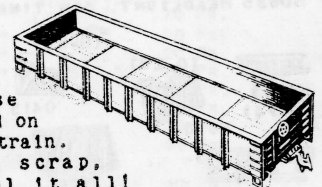
This one is indispensable! If your road hauls flour, cement, phosphates, or similar products, Covered HOPPERS are a must! Try one! K-108 kit, less trucks----- \$1.50



40 ft. Low Gondola-the real work horse of every railroad. Carries everything from scrap to crated machinery. You can use a dozen! K-103 kit, less trucks----- \$1.25

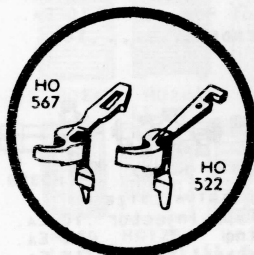


Hefty "Round Top" ends distinguish this 40 foot high side Gondola. For any type of load, they're the answer. Every train needs Gons! K-104 kit, less trucks----- \$1.25



The Old Standby. These square enders you find on every road, in every train. Pipe, lumber, crates, scrap, gravel, sand--they haul it all! K-105 kit, less trucks----- \$1.25

## Couplers




HO 567, AND HO 522, METAL X2F COUPLERS, WITH COIL SPRINGS 8 PAIRS FOR \$1

WITH METAL DRAFT GEAR  
HO 522D.. 8 PAIRS FOR \$2  
HO 567D.. 8 PAIRS FOR \$2



HO 301

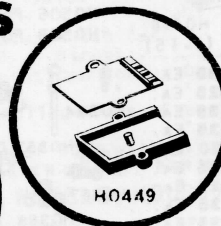
GUARANTEED!



HO 450

HO 450 NEW DU PONT DELRIN X2F COUPLERS. TOUGH, RIDGID, ALMOST UNBREAKABLE. GUARANTEED UNCONDITIONALLY FOR 3 FULL YEARS. INTEGRAL SPRING... CAN'T GET LOST. WITH METAL POCKETS AND COVERS. PAIR 35¢, 3 PAIRS FOR \$1.00

HO 301 DU PONT DELRIN X2F COUPLERS ALONE... .20 PR. (GUARANTEED FOR THREE YEARS)



HO 449



Long Shank for Experimenters NMRA Automatic COUPLERS SHANK one inch long 8 Pairs --- \$1.00

HO 449 POCKETS AND COVERS PAIR..... 15¢

EXTRA STEEL COIL SPRINGS PER DOZEN... 35¢

Ask your Dealer to show you SELLEY parts, kits, scenics.

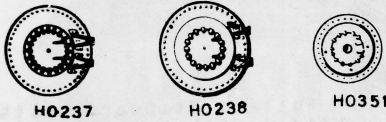
# SELLEY

## LOCOMOTIVE & TENDER FITTINGS "HO" GAUGE

ORDER BY PART NO.


Here are over 100 beautifully detailed hard-to-get locomotive and tender parts, at prices that will amaze you. Castings are of white-metal, without fins or airholes true-to-scale and loaded with fine detail that will look swell on your super-detailed locomotive.

ILLUSTRATIONS ARE APPROXIMATELY HALF SIZE.



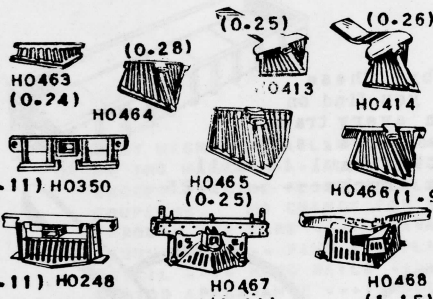
### BOILER FRONTS

- H0237 Pacific Boiler Front, .25 EA.
- H0238 Consolidation " " .25 EA.
- H0351 Switcher " " .25 EA.



### LIGHTS

- H0106 Marker Light Jewel, .30 Doz
- H0136 Loco Marker Light, .10 PR.
- H0251 " Headlight, .15 EA.
- H0252 Headlight Jewel, .05 EA.
- H0358 Oldtime Headlight, .35 EA.
- H0325 Loco Marker Lite, .10 PR.
- H0390 Tender Back-up Lite, .15 EA.
- H0394 Switcher Headlight, .10 EA.
- H0395 " Light, .10 EA.
- H0396 Headlight Grill, .10 EA.
- H0500 HEADLIGHT, PENNSY, .25
- H0507 HEADLIGHT, OPEN No. BOARDS, .35
- H0599 HEADLIGHT, STEAMER, .25
- H0635 HEADLIGHT, OLD TIMER, .35



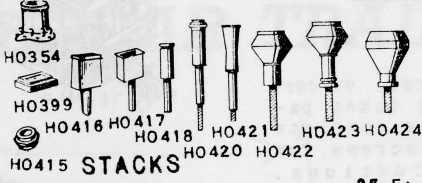
### PILOTS

- H0248 Pilot, .35 EA.
- H0350 " " .25 EA.
- H0413 " Long Shank, .35 EA.
- H0414 " Dropped, .35 EA.
- H0463 " Short, .20 EA.
- H0464 " " .25 EA.
- H0465 " " .25 EA.
- H0466 " " .35 EA.
- H0467 " with Coupler Pocket, .35 EA.
- H0468 " Swing Door " & " .50 EA.




### STEPS

- H0114 Tender Steps, .15 PR.
- H0133 " " .15 PR.
- H0242 Engine " .20 PR.
- H0361 Foot Board, .25 PR.
- H0398 Switcher Step, .15 PR.
- H0400 ALCO Diesel Steo, .20 PR.
- H0631 LADDERS, DIESEL, PAIR, .20



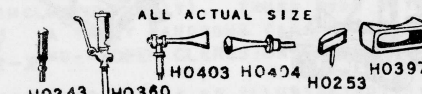
### STACKS

- H0354 Stack, .25 EA.
- H0399 Diesel Exhaust Stack, .15 EA.
- H0415 " " .05 EA.
- H0416 " " .25 EA.
- H0417 " " .25 EA.
- H0418 Stack, .25 EA.
- H0420 " " .25 EA.
- H0421 " " .25 EA.
- H0422 Oldtimer or Diamond, .35 EA.
- H0423 " " .35 EA.
- H0424 " " .35 EA.



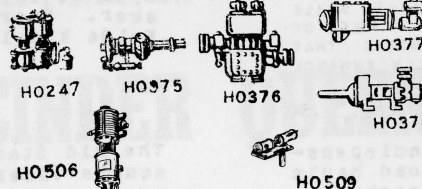
### BELLS

- H0245 Bell Solid, .05 EA.
- H0356 Bracket frontMount, .10 EA.
- H0359 " 8" Air operated, .25 EA.



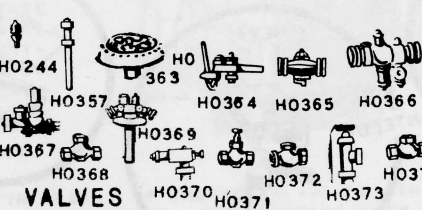
### HORNS: WHISTLES: NUMBER BOARDS

- H0243 Whistle, .05 EA.
- H0253 Number Board, .10 PR.
- H0360 Whistle, .10 EA.
- H0397 ALCO Number Board, .15 PR.
- H0403 " Air Horn, .10 EA.
- H0404 Air Horn, .10 EA.



### PUMPS

- H0247 Cross Compound Air Pump, .25 EA.
- H0375 Elesco Centrifugal, .20 EA.
- H0376 Reciprocating, .25 EA.
- H0377 Worthington Hot Water, .25 EA.
- H0378 " Cold, .15 EA.
- H0506 PUMP, AIR, SINGLE CYL, .25
- H0509 PUMP, CENTRIFUGAL, .25



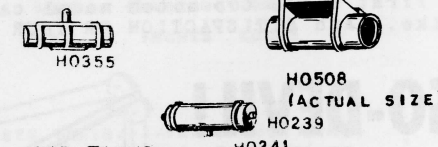
### VALVES

- H0244 Pop Valve, .05 EA.
- H0357 " " .05 EA.
- H0363 " Cluster (4), .25 EA.
- H0364 Starting Valve, .10 EA.
- H0365 Elesco Control Valve, .15 EA.
- H0366 Sellers' Regulating, .15 EA.
- H0367 " Retarding, .10 EA.
- H0368 Line Check Valve, .10 EA.
- H0369 Double Top Check Valve, .10 EA.
- H0370 Boiler Check Valve, .10 EA.
- H0371 Globe Valve, .10 EA.
- H0372 Angle, .15 EA.
- H0373 Suction Tee, .10 EA.
- H0374 Elesco Valve, .15 EA.



### DOMES

- H0352 Steam Dome, .15 EA.
- H0353 Sand, .35 EA.
- H0405 Dome, .15 EA.
- H0406 " " .15 EA.
- H0407 " " .15 EA.
- H0408 " " .20 EA.
- H0409 " " .15 EA.
- H0410 " " .15 EA.
- H0411 " " .15 EA.
- H0412 " " .35 EA.




### AIR TANKS

- H0239 Air Tank, .5 FEET, .15 EA.
- H0240 " .6 " .15 EA.
- H0241 " .7 " .15 EA.
- H0355 " .8 " .15 EA.
- H0508 TANK, AIR, .15 EA.



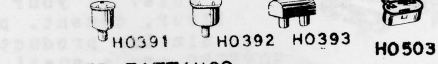
### HEATERS

- H0250 Feedwater Heater, .20 EA.
- H0379 Elesco Feedwater Heater, .35 EA.
- H0380 Worthington " S, .15 EA.
- H0381 " " SA, .15 EA.



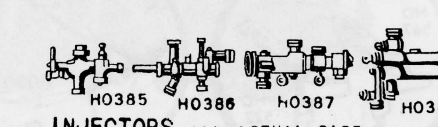
### GENERATORS

- H0246 Turbo Generator, .15 EA.
- H0401 Pyle Steam Generator, .25 EA.
- H0402 Sunbeam " .25 EA.




### TENDER FITTINGS

- H0391 Tender Oil Filler Cap, .10 EA.
- H0392 " " .10 EA.
- H0393 " Tool Box, .10 EA.
- H0503 HATCH, TENDER, .10



### INJECTORS

- H0385 Lifting Type Injector, .10 EA.
- H0386 Non-lifting, .15 EA.
- H0387 Elesco Exhaust Steam, .15 EA.
- H0388 Sellers " .15 EA.



### MISCELLANEOUS


- H0249 Power Reverse, .25 EA.
- H0362 Crosshead & Rod (R&L), .40 PR.
- H0382 Condensate Trap, .20 EA.
- H0383 Steam Turret, .15 EA.
- H0384 Elesco Oil Separator, .10 EA.
- H0389 Diesel Rail stanchion, .60 Doz.

METAL FIRST ----- TO LAST!

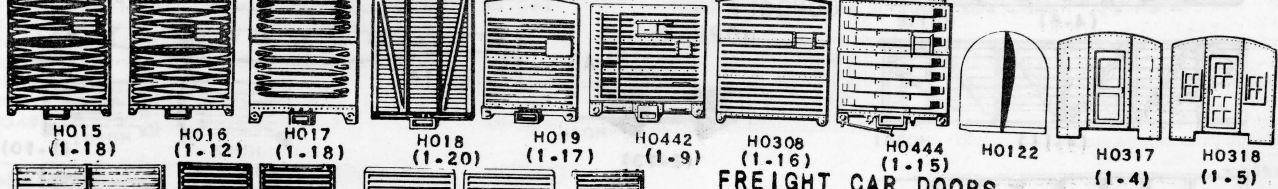
**SCRATCH BUILDERS BARGAIN ARE THESE PARTS, ALL METAL, HARD TO GET ALMOST EVERYWHERE. THEY ARE FINELY DETAILED, AND AUTHENTIC. BUILD YOURSELF SOME CARS THAT CAN'T BE DUPLICATED IN HOBBY SHOPS! NUMBERS IN PARENTHESES SHOW HEIGHT OF PIECE.**

**NOTE:** HEIGHTS SHOWN ARE FROM BOTTOM OF SILL TO TOP OF END. COUPLER POCKET NOT INCLUDED IN HEIGHT. PAIRS HAVE TWO 'A' ENDS, SETS HAVE 'A' AND 'B' ENDS.

### FREIGHT CAR ENDS




H012	Dreadnot Auto Car-WAGON TOP, ROOF SUP	.25 SET
H013	Wood Sheathed WITH WHEEL & LADDER	.25 SET
H014	Double Wood Box Car or Reefer	.20 PR.
H015	Dreadnaught Auto Car, 3-4	.20 PR.
H016	Box Car, LOW Type	.20 PR.
H017	Auto or Furniture, No MARKERBOARD	.20 PR.
H018	Cattle Car	.20 PR.
H019	Youngstown Corrugated, 7-8 Auto Car	.20 PR.
H020	Box Car WITH ROOF WALK	.20 PR.
H082	Youngstown Corrugated, 3-3-3	.20 PR.
H083	4-4 WITH MARKER	.20 PR.
H096	Express Reefer, Sheathed WOOD	.20 PR.
H0100	Dreadnaught, WHEEL & LADDER, ROOF SUP	.25 SET
H0116	Cattle Car, LOW	.20 PR.
H0122	Milk Tank Car	.20 PR.
H0305	STOCK, VENTILATED, BRAKE PLATFORM	.25 SET
H0306	SHEATHED	.25 SET
H0307	DREADNOUGHT, WITH MARKER	.25 SET
H0308	CORRUGATED, 5 5 5	.20 PR.
H0317	CABOOSE ENDS, RIVETED	.20 PR.
H0318	CABOOSE ENDS, 3 WINDOW	.20 PR.
H0441	A.A.R. END, BRK PLAT. & LADDER	.25 SET
H0442	CORRUGATED, 5 5 5	.20 PR.
H0443	EXPRESS REEFER, STEEL	.20 PR.
H0444	DREADNOUGHT, PANELLED	.20 PR.



### FREIGHT CAR DOORS

H021	Youngstown Corrug Double 5-7-5, BRD	.30 PR.
H022	6-7-6, 4/set	.35 SET
H023	SINGLE No MARKER BOARD 6-7-5	.20 PR.
H024	WITH High Type	.20 PR.
H024A	LOW	.20 PR.
H025	Riveted No High	.20 PR.
H026	WITH	.20 PR.
H027	BRD, 5-7-5	.20 PR.
H028	Sheathed Wood Type	.20 PR.
H029	Stock Car, Ventilated	.20 PR.
H030	Reefer Door, Panelled	.20 PR.
H031	Sheathed	.15 PR.



H0123	Cattle Door Ventilated	.20 PR.
H0124	Youngstown Corrug Riveted No BOARD LOW	.20 PR.
H0309	Panelled Door	.20 PR.
H0310	Sheathed	.20 PR.
H0311	Ventilated Horizontal Slots	.20 PR.
H0312	Upright	.20 PR.
H0314	Reefer Latch Bar	.10 PR.
H0315	Hinges	.10 Doz
H0432	Youngstown Corrug Double Door 4 to Set	.30 SET
H0433	5-7-6 4	.30 SET
H0434	Panelled Doors, Greco Steel Plate 4	.30 SET
H0435	Single	.20 PR.
H0436	Reefer Door with step	.15 PR.
H0600	REEFER DOORS, PAIR PAIR	.25 PR.

### BRAKE WHEELS HOUSING & PLATFORMS

H045	Ajax Brake wheel & Platform	.10 EA
H046	Housing	.06 FOR .25
H047	Brake Wheel only	.06 FOR .25
H048	Platform	.06 FOR .25
H0115	Housing only	.06 FOR .25
H0129	Platform, WIDE	.06 FOR .25
H0265	Wheel, 6 Spokes	.06 FOR .25
H0266	5	.06 FOR .25
H0267	6	.06 FOR .25
H0268	6	.06 FOR .25
H0269	5	.06 FOR .25
H0270	8	.06 FOR .25
H0271	Housing only	.06 FOR .25
H0320	Ajax Brake Caboose	.10 EA.
H0333	Brake Standard & Lever	.10 EA.

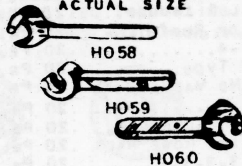
Ask your Dealer to show you SELLEY parts, kits, scenics.

# SELLEY

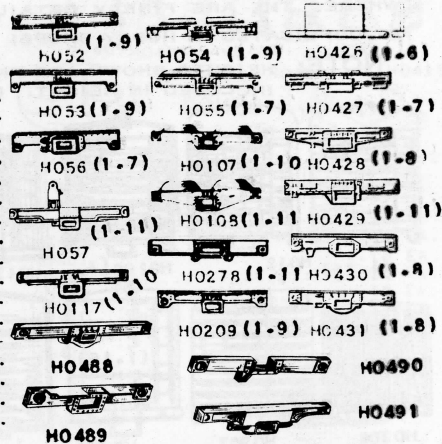
## COUPLERS

- H058 LONG..... 10 PR.
- H059 SHORT..... 10 PR.
- H060 A.A.R..... 10 PR.


COUPLER ILLUSTRATIONS  
ACTUAL SIZE



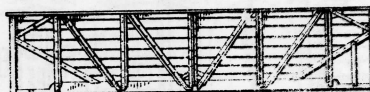
- H052 REEFER END SILL..... 10 PR.
- H053 BOX CAR..... 10 PR.
- H054 REEFER (WITH ATTACHING LUGS)... 15 PR.
- H055 BOX CAR (WITH ATTACHING LUGS)... 15 PR.
- H056 BOX CAR OR REEFER..... 10 PR.
- H057 FLAT CAR (WITH BRAKE HOUSING)... 15 PR.
- H0107 REEFER (WITH ATTACHING LUGS)... 15 PR.
- H0108 BOX CAR OR FLAT CAR WITH LUGS... 15 PR.
- H0117 REEFER OR BOX CAR..... 10 PR.
- H0209 BOX CAR..... 10 PR.
- H0278 FLAT CAR..... 10 PR.
- H0426 CABOOSE, SO.PAC. OR DROVER'S... 20 PR.
- H0427 CABOOSE..... 10 PR.
- H0428 FLAT CAR, SEMI WELL..... 10 PR.
- H0429 FLAT CAR OR BOX CAR..... 10 PR.
- H0430 FLAT CAR OR BOX CAR..... 10 PR.
- H0431 FLAT CAR OR BOX CAR..... 10 PR.
- H0488 END SILLS, IN PAIRS..... 10 PR.
- H0489 END SILLS, IN PAIRS..... 10 PR.
- H0490 END SILLS, IN PAIRS..... 10 PR.
- H0491 END SILLS, IN PAIRS..... 15 PR.



(7-7) H0225




(4-6) H0118



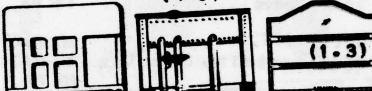
(4-11) H0291



(4-10) H0222



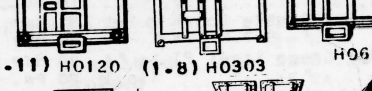
(4-9) H0223



(1-10) H0119



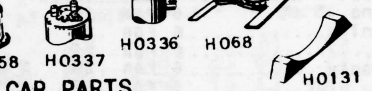
H0224 (1-11) H0125



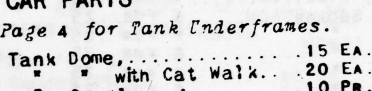
(1-11) H0120



(1-8) H0303



H0452



H0544



H067



H0453



H0336



H068



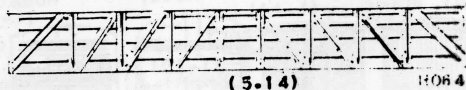
H0337

## TANK CAR PARTS

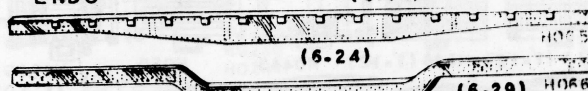
- H067 Tank Dome..... 15 EA.
- H068 " with Cat Walk... 20 EA.
- H0131 " Cradle..... 10 PR.
- H0258 " Dome..... 15 EA.
- H0336 " "..... 15 EA.
- H0337 " "..... 15 EA.
- H0544 TACK BOARDS, TANK CAR .05 PR.

See Page 4 for Tank Underframes.


## CAR SIDES ENDS




(5-14) H064




(6-24) H065



(6-29) H066



(5-18) H0277



H069

(2-13)

GONDOLA =  
HOPPER =  
FLAT

- H061 Gondola Corrugated 5 with Coupler Pckt. 20 PR.
- H062 " " 6 no " " 20 PR.
- H063 Hopper Car Ends, with " " 20 PR.
- H064 Gondola Sides, " " 35 PR.
- H065 Flat Car Sides, " " 35 PR.
- H066 Depressed Center Flat Car, " " 20 EA.
- H069 Hopper Bottom, " " 20 PR.
- H0101 Gondola Dreadnot 3 No Cpler Pckt. 20 PR.
- H0102 " " 4 " " 20 PR.
- H0118 Hopper Sides Use with H063 & H069. 35 PR.
- H0119 " Car Ends with Coupler Pckt. 20 PR.
- H0120 " " " " 20 PR.
- H0125 " " " " 20 PR.
- H0126 Gondola " " " " 20 PR.
- H0127 " Reinforce " " " " 20 PR.
- H0222 Hopper Sides. Use with H0224 & 223. 35 PR.
- H0223 " Underframe for 222 Sides. 40 EA.
- H0224 " Ends with Brake Pflm Use with 222. 20 SET.
- H0225 Gondola Sides, LONG, " " 127. 45 PR.
- H0264 Dreadnought Gondola End, " " 20 PR.
- H0277 Flat Car Sides with step, Short. 35 PR.
- H0291 Sheathed Hopper Sides, " " 35 PR.
- H0303 Covered " Ends, " " 20 PR.
- H0304 Gondola End with Brake Wheel Pflm. 20 PR.
- H0447 " End, Corrugated 4, " " 20 PR.
- H0452 Hopper Doors, 4 to Set, " " 20 SET.
- H0453 " " for covered Hopper(4). 20 SET.
- H0478 Gondola Drop End, 4 Pc Set. 25 SET.
- H0518 END, GONDOLA, ROUNDED. 20 SET.
- H0519 END, GONDOLA, LOW. 20 SET.
- H0566 END, GONDOLA, HIGH. 20 SET.



H062

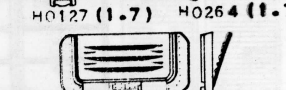
(1-8)



H0101 (1-10)




H0102 (1-10)



H0127 (1-7) H0264 (1-7)



(1-16) H0478



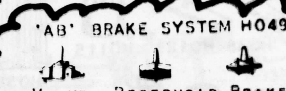
(1-10) H0125



H0477



H0304



H0518





H0566

## BRAKES VALVES GENERATORS

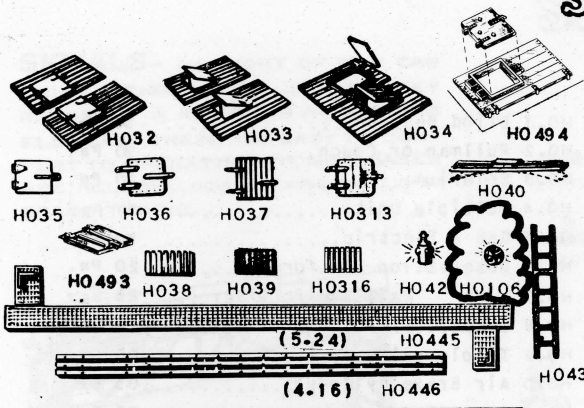
- H049 "AB" Brake System..... 15 SET
- H050 Brake Cylinder, " " 6 FOR .25
- H051 Reservoir, " " 6 FOR .25
- H0326 Triple Valve, " " 6 FOR .25
- H0327 " " " " 6 FOR .25
- H0328 Brake Cylinder, " " 6 FOR .25
- H0329 " Cylinder & Reserv. " " 6 FOR .25
- H0330 Reservoir, " " 6 FOR .25
- H0331 Brake Cylinder, " " 6 FOR .25
- H0332 " " " " 6 FOR .25

## "AB" BRAKE SYSTEM H049



H050 H0331 H0332 H051

GET METAL FIRST ----- TO LAST!



### REEFER & CAR TOP ACCESSORIES

H032	Hatches & Platform, 4 to SET, R&L.	.25 SET
H033	HALF OPEN "	.30 SET
H034	Operating WITH "	.30 SET
H035	Hatch Covers Only PLAIN "	.15 SET
H036	" RIVETED "	.15 SET
H037	" SHEATHED "	.15 SET
H038	End Platforms, .6 FOR	.25
H039	with Grab Rail, .6 FOR	.25
H040	Roof Ribs, .25 Doz	
H042	Marker Light, WITH JEWEL CAVITIES	.10 PR.
H043	Ladders, 4 to SET	.25 SET
H044	Roof Walk, .25 EA.	
H0106	Jewel for Lights-RED-GREEN-AMBER-	.30 Doz
H0313	Hatch Covers, Riveted Sheathed 4SET	.15 SET
H0316	End Platforms, .6 FOR	.25
H0445	Roof Walk with End Platform, .25 EA.	
H0446	" SHORT, .20 EA.	
H0493	HATCH COVERS, SET OF 4, .20 SET	
H0494	HATCH AND PLATFORM, SET OF 4, .30 SET	

### CABOOSE PARTS

H0470 H041 H0319 H0324 H0425 H0334  
(0-12) (0-13) (0-18)  
H0317 H0318 H0471 H0437 H0280 H0281 H0282 H0473  
H041 Caboose windows, .50 Doz.  
H0280 Stacks, .10 EA.  
H0281 " .10 EA.  
H0282 " .10 EA.  
H0317 Ends, .20 PR.  
H0318 " .20 PR.  
H0319 Windows, .50 Doz.  
H0320 Ajax Brake Standard, .15 EA.  
H0321 Tool Box with sliding door, .15 EA.  
H0324 Caboose Windows, .50 Doz.  
H0334 Work Car Windows, .50 Doz.  
H0335 Steps, .25 SET  
H0348 Tool Box, solid, .10 EA.  
H0349 " Front only, .05 EA.  
H0425 Windows, .50 Doz.  
H0426 End Sill, STANDARD, .20 PR.  
H0427 " 4 wheel, .10 PR.  
H0437 Door, .20 PR.  
H0470 Lights, .10 PR.  
H0471 " .10 PR.  
H0473 Stack, .10 EA.  
H0484 CABOOSE END, STEEL BRACE... .20 PR.  
H0495 CABOOSE SIDE, 4 WHEEL... .50 PR.  
H0496 CABOOSE SIDE, RIVETED... .50 PR.  
H0499 TRUSS ROD & TOOL BOX, SHORT .20 PR.  
H0521 TRUSS ROD & TOOL BOX, LONG .25 PR.

### BODY & TRUCK BOLSTERS

H0109 H0218 H0219 H0220 H0221 H0222  
"A" "B" "C" "D"  
H0338 H0487 H0339 H0340 H0341 H0633  
H0109 BOLSTER, .10 PR.  
H0218 Truck Bolster "A", .10 PR.  
H0219 " "B", .10 PR.  
H0220 " "C", .10 PR.  
H0221 " "D", .10 PR.  
H0338 Bolster, Woodbeam, .10 PR.  
H0339 Standard Steel, .10 PR.  
H0340 Heavy Duty, .10 PR.  
H0341 Riveted, .10 PR.  
H0487 BOLSTERS, PAIR... .10 PR.  
H0633 BOLSTERS, PAIR... .10 PR.

### CONTAINER CAR PARTS

H0495 H0496 H0499 (ACTUAL SIZE) H0521 H0484  
H0448 Fronts & Sides 4 to Set, .20 SET  
H0322 H0342 H070  
H0323 H0343 H0345  
H071 H0344 H0346  
(4-24) H0347  
H072 H073 (5-20)  
(5-15) H0130  
H077 H076 (5-0)  
H075 (5-5)  
H0347 H077 (5-22)

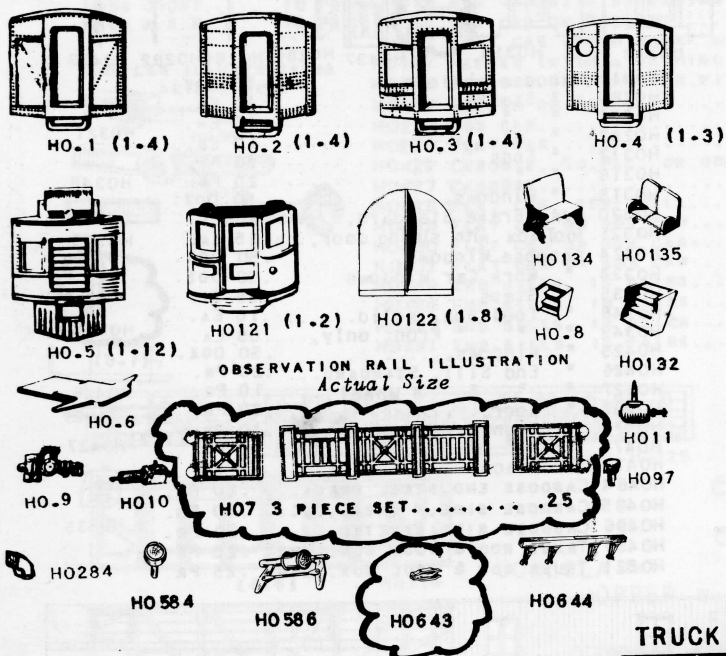
H070 H071 H072 H073 H074 H075 H076 H077 H099 H099 H130 H0223  
H070 Fish Belly, .20 PR.  
H071 Body Bolster, .10 PR.  
H072 Crossbearer, .10 PR.  
H073 Reefer or Box, .30 EA.  
H074 Box or Auto, .30 EA.  
H075 Caboose, .30 EA.  
H076 Tank Car, .30 EA.  
H077 " .30 EA.  
H099 Half Length, .25 EA.  
H130 Tank Car, .30 EA.  
H0223 Hopper Frame, .40 EA.  
H0322 CROSS BEARER... .10 PR.  
H0323 Body BOLSTER... .10 PR.  
H0342 Main Brace Loq .10 PR.  
H0343 Body Brace "Car .10 PR.  
H0344 " " for 345-6 .10 PR.  
H0345 Fish belly Short .20 PR.  
H0346 " " for 344 .20 PR.  
H0347 " " 50FtCar .25 PR.

H0448 Fronts & Sides 4 to Set, .20 SET  
H0322 H0342 H070  
H0323 H0343 H0345  
H071 H0344 H0346  
(4-24) H0347  
H072 H073 (5-20)  
(5-15) H0130  
H077 H076 (5-0)  
H075 (5-5)  
H0347 H077 (5-22)

Ask your Dealer to show you SELLEY parts, kits, scenics.

# SELLEY

## PASSENGER CAR ENDS & PARTS



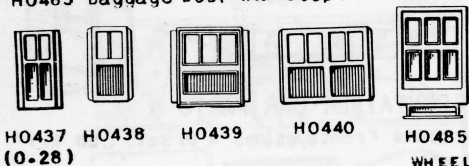
OBSERVATION RAIL ILLUSTRATION  
Actual Size

HO7 3 PIECE SET..... .25

- HO.1 Blind Baggage..... 30 PR.
- HO.2 Pullman or Coach..... 30 PR.
- HO.3 Solarium..... 30 PR.
- HO.4 Multiple Unit..... 30 PR.
- HO.5 Gas & Electric..... 50 EA.
- HO.6 Observation Platform..... 20 PR.
- HO.7 " Rail.. 3 Pc to SET.... 25 SET
- HO.8 Steps..... 4 to " .... 25 SET
- HO.9 Triple Valve..... 05 EA
- HO.10 Air Brake Cylinder..... 05 EA
- HO.11 Generator..... 05 EA
- HO.97 Globe Vent..... 05 PR
- HO.121 Interurban No. Shore..... 35 EA.
- HO.122 Milk Tank Car End..... 20 PR.
- HO.132 Steps..... 4 to SET... 25 SET
- HO.133 " ..... 15 PR
- HO.134 Coach Seats, RIGHT & LEFT... 60 Doz
- HO.135 Seats- Bucket Type..... 60 Doz
- HO.284 Utility Ventilators..... 25 Doz
- HO.584 VENTILATORS, GLOBE (DOZEN)..... 35
- HO.586 BRAKE CYL. PASSENGER CAR..... 10
- HO.643 TURNBUCKLES (6)..... 10
- HO.644 QUEENPOST (4 POSTS)..... 15

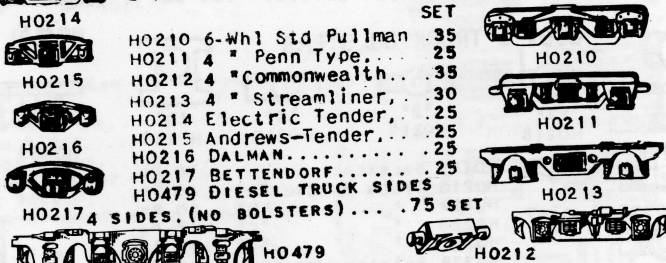
## POSTAL & BAGGAGE DOORS

- HO.437 Mail or Caboose Door..... 20 PR.
- HO.438 Baggage Door..... 15 PR.
- HO.439 " "..... 15 PR.
- HO.440 " "..... 20 PR.
- HO.485 Baggage Door with Step... 25 PR.



## TRUCK SIDES

Truck Set Includes 4 Side Frames and a pair of bolsters.



- HO.214 SET
- HO.210 6-Whl Std Pullman .35
- HO.211 4 " Penn Type... 25
- HO.212 4 " Commonwealth... 35
- HO.213 4 " Streamliner... 30
- HO.214 Electric Tender... 25
- HO.215 Andrews-Tender... 25
- HO.216 DALMAN..... 25
- HO.217 BETTENDORF..... 25
- HO.479 DIESEL TRUCK SIDES
- HO.2174 SIDES (NO BOLSTERS)... .75 SET

31/32" BETWEEN AXLES CENTERS.

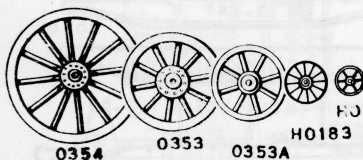
WHEELS.... NYLON WHEELS, WHEELS AND AXLE IN SINGLE CASTING. 33' DIAMETER, SET HAS 8 WHEELS ON 4 AXLES.

TRUCKS.... OLD TIMER (SAME AS ON C-1 AND C-2 CARS ON PAGE 5). FULLY ASSEMBLED AND READY TO INSTALL. PAIR---\$1


HO.671 WHEELS, PER SET..... 25

HO.670 TRUCKS, OLD TIMER (PAIR)-- \$1.00

## WAGON WHEELS



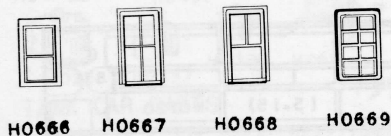
- DIAM SPOKES
- HO.182 11/32" 6 .. 4 .15 SET
- HO.183 15/32" 12.. 4 .20 SET
- HO.182 0353A 25/32" 8.. 2 .25 PR.
- HO.183 0353 1-1/8" 10.. 2 .20 PR.
- HO.672 HEADLIGHT..... .35
- 0354 1-5/8" 12.. 2 .25 PR.



## CIRCUS WHEELS

WIDE RIM  
DIAM. SPOKES PRICE

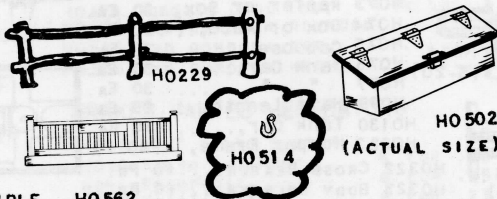
- HO.480 13/32" 16 .10 PR.
- HO.481 17/32" 16 .10 PR.
- 0351 3/4" 16 .20 PR.
- 0352 1" 16 .25 PR.




ALL WINDOW MEASUREMENTS ARE FOR VISIBLE PORTIONS ONLY (SIZE OF OPENING). FIRST FIGURE IS HEIGHT, SECOND IS WIDTH.

- HO.666 11/16 x 15/32
- HO.667 27/32 x 9/16
- HO.668 7/8 x 1/2
- HO.669 23/32 x 15/32

ALL WINDOWS, PER DOZEN..... .75

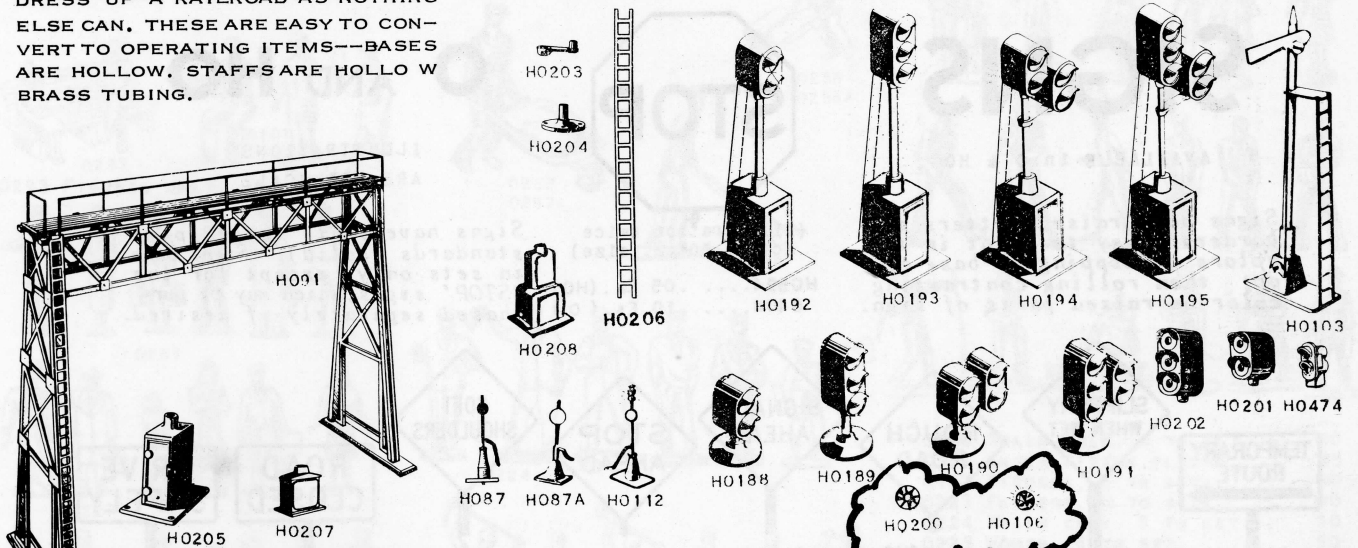


- HO.562
- HO.229 FENCE, 3 PIECES TO SET... .25
- HO.502 TOOL BOX..... .10
- HO.514 HOOK, CRANE OR WRECKER... .10
- HO.562 RAILING, 2 PIECES TO SET.. .20



- HO.564 PILOT..... .25
- HO.674 TANK CAR DOME..... .15
- HO BOLSTER & POCKET.. .25 PR.

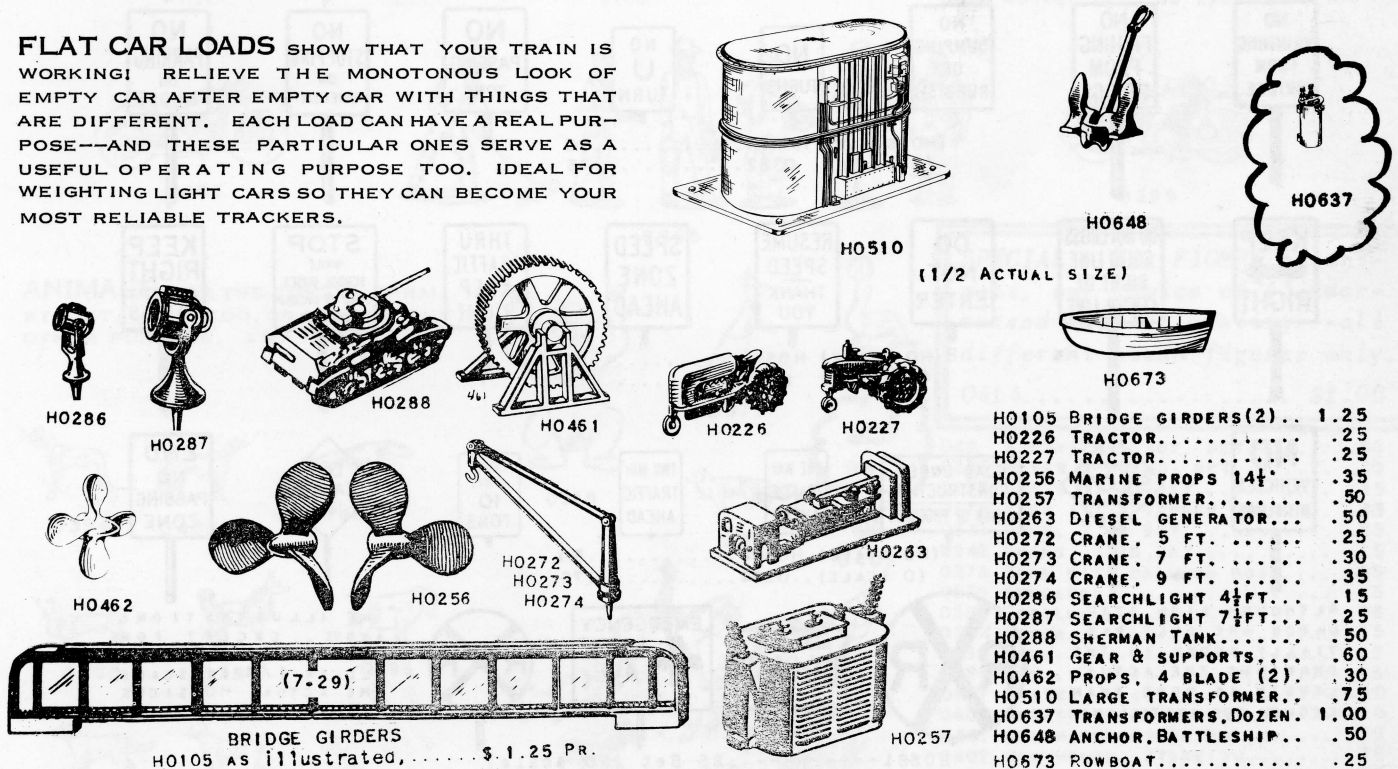
**SIGNALS-** NO RIGHT OF WAY CAN EXIST WITHOUT SIGNALS! AND THEY DRESS UP A RAILROAD AS NOTHING ELSE CAN. THESE ARE EASY TO CONVERT TO OPERATING ITEMS--BASES ARE HOLLOW. STAFFS ARE HOLLOW BRASS TUBING.



- HO87 SWITCH STAND (NON-OPERATING)..... .20
- HO87A SWITCH STAND (NON-OPERATING)..... .20
- HO91 SIGNAL BRIDGE KIT (8 PIECES)..... 1.25
- HO106 JEWELS (RED-AMBER-GREEN-WHITE)..... .30
- HO112 SWITCH STAND WITH JEWEL CAVITIES. .20
- HO103 SEMAPHORE (OPERABLE AT BELL CRANK) .35
- HO188 2 LIGHT DWARF SIGNAL..... .20
- HO189 3 LIGHT DWARF SIGNAL..... .25
- HO190 DWARF SIGNAL, TWO 2 LIGHT HEADS.. .30
- HO191 DWARF SIGNAL, 2 & 3 LIGHT HEADS.. .35
- HO192 SIGNAL, 2 LIGHT, WITH LADDER..... .55
- HO193 SIGNAL, 3 LIGHT, WITH LADDER..... .60

- HO194 SIGNAL, 4 LIGHT (2 ON BRACKET).... .65
- HO195 SIGNAL, 5 LIGHT (2 ON BRACKET)... .75
- HO200 JEWELS (RED-AMBER-GREEN-WHITE)... .30 Doz.
- HO201 2 LIGHT HOUSING..... .10
- HO202 3 LIGHT HOUSING..... .15
- HO203 BRACKET FOR SIGNAL HEADS..... .10
- HO204 FLANGED BASE FOR DWARF SIGNALS.. .10
- HO205 SIGNAL BASE (HOLLOW)..... .25
- HO206 LADDER (BENDABLE METAL)..... .15
- HO207 SIGNAL BASE, SHORT..... .10
- HO208 SIGNAL BASE, TALL..... .15
- HO474 SIGNAL LIGHT HOUSING (DRILLED)... .10

**FLAT CAR LOADS** SHOW THAT YOUR TRAIN IS WORKING! RELIEVE THE MONOTONOUS LOOK OF EMPTY CAR AFTER EMPTY CAR WITH THINGS THAT ARE DIFFERENT. EACH LOAD CAN HAVE A REAL PURPOSE--AND THESE PARTICULAR ONES SERVE AS A USEFUL OPERATING PURPOSE TOO. IDEAL FOR WEIGHTING LIGHT CARS SO THEY CAN BECOME YOUR MOST RELIABLE TRACKERS.




BRIDGE GIRDERS  
HO105 as illustrated, ..... \$1.25 PR.

- HO105 BRIDGE GIRDERS (2)... 1.25
- HO226 TRACTOR..... .25
- HO227 TRACTOR..... .25
- HO256 MARINE PROPS 14 1/2"... .35
- HO257 TRANSFORMER..... .50
- HO263 DIESEL GENERATOR... .50
- HO272 CRANE, 5 FT. .... .25
- HO273 CRANE, 7 FT. .... .30
- HO274 CRANE, 9 FT. .... .35
- HO286 SEARCHLIGHT 4 1/2 FT... .15
- HO287 SEARCHLIGHT 7 1/2 FT... .25
- HO288 SHERMAN TANK..... .50
- HO461 GEAR & SUPPORTS..... .60
- HO462 PROPS, 4 BLADE (2)... .30
- HO510 LARGE TRANSFORMER... .75
- HO637 TRANSFORMERS, DOZEN. 1.00
- HO648 ANCHOR, BATTLESHIP... .50
- HO673 ROWBOAT..... .25

GET METAL FIRST ----- TO LAST!

# SIGNS

AVAILABLE in O & HO



(Illustration twice actual "O" ga. size)

H0594.... .05 EA. (HO)  
0404.... .10 EA. (O)

# O AND HO

ILLUSTRATIONS ARE "O" SCALE

Signs have raised letters and borders. Easy to paint in two colors by dipping in base color; then rolling contrasting color on raised parts of sign.

Signs have scale length pipe standards (solid). Signs come in sets only, except for the "STOP" signs, which may be purchased separately if desired.

(HO SCALE) H0576..... .50 (O SCALE) 0380..... .75							
(HO SCALE) H0577..... .50 (O SCALE) 0381..... .75							
H (HO SCALE) H0578..... .50 (O SCALE) 0382..... .75							
H (HO SCALE) H0579..... .50 (O SCALE) 0383..... .75							
H (HO SCALE) H0580..... .50 (O SCALE) 0384..... .75							

ALTHOUGH SIGN STANDARDS ARE ONLY PARTIALLY SHOWN IN THE DRAWINGS, THE ACTUAL LENGTH IS MORE THAN ENOUGH FOR INSTALLING.

--	--	--	--

H0581----- .25 Set (HO scale)  
0385----- .35 Set (O scale)

THE ILLUSTRATIONS ABOVE, EXCEPT FOR THE "STOP" SIGN, ARE ALL IN 1/4 IN. SCALE. THE ACTUAL HO SIGNS ARE IN SCALE FOR HO.

All available painted! See Big BILLON Catalog--- 50c from Selley, Inc.



# SELLEY

**FIGURES FOR EVERY OCCASION! AT THE STATION, GANDY DANCERS, IN THE STREET, PARK, TRAIN-----**



0293 FIGURES ONLY. 10¢ EA.



0187



0227



0298



0226



0257  
0257A




0258  
0258A



0256




0225




0223




0280



0224



0279




0100

0100 TRAIN CREW. . . . .	TO SET. . . . .	.60
0101 ENGR. FIREMN. FLAGMN. . . . .		.35
0187 FIGURES, 6 TO SET. . . . .		.60
0223 FARMERS, 6 TO SET. . . . .		.60
0224 TRAIN CREW. 6 TO SET. . . . .		.60
0225 WOMEN, 6 TO SET. . . . .		.60
0226 PASSENGERS, 6 TO SET. . . . .		.60
0227 PASSENGERS, 6 TO SET. . . . .		.60
0255 HAND TRUCK. . . . .		.20
0256 HAND TRUCK & MAN. . . . .		.30
0257 WHEEL BARROW, STEEL. . . . .		.25
0257 WHEEL BARROW & MAN. . . . .		.35
0258 WHEEL BARROW, WOOD. . . . .		.25
0258 WHEEL BARROW & MAN. . . . .		.35
0279 LABORERS, 6 TO SET. . . . .		.60
0280 ROAD WORKERS, 6 TO SET. . . . .		.60
0293 BENCH & TWO SITTERS. . . . .		.35
0298 TRACK WORKERS, 6 TO SET. . . . .		.60
0368 FIGURES, 6 TO SET. . . . .		.60
0399 TRAFFIC COP ON CYCLE. . . . .		.35
0406 MOTORCYCLE, NO RIDER. . . . .		.30



0406



0368



0399

**ANIMALS FOR THE CIRCUS, FARM, STREET, LAKE, ZOO, OR ALMOST ANY OTHER PURPOSE. TRY 'EM!**




0394

0402

0401



0388



0379

0378



0396



0413

0403



0400

0397

0395



0266

049D

0278



0341A

0341B

0342


0277

**SPECIAL! Big FIGURE assortment, our choice of 15 guaranteed regular quality---all different human figures only.**

0414..... \$1.00

049	2 PONIES & BOY. SET. . . . .	.35
0266	BOXER & HOUND. SET. . . . .	.20
0277	GOATS, 3 TO SET. . . . .	.25
0278	PIGS (5) & TROUGH. SET. . . . .	.35
0341	DOGS, 2 IN SET. . . . .	.25
0342	SWANS, 2 IN SET. . . . .	.15
0378	SEAL WITH BALL ON NOSE. . . . .	.25
0379	KANGAROO. . . . .	.25
0388	GORILLA. . . . .	.35
0394	BOXER. . . . .	.15
0395	RAM. . . . .	.25
0396	FOX. . . . .	.15
0397	SPITZ. . . . .	.10
0400	DACHSHUND. . . . .	.10
0401	GREYHOUND, RUNNING. . . . .	.15
0402	GREYHOUND, STANDING. . . . .	.15
0403	GOOSE. . . . .	.10
0413	SWAN, 3 TO A SET. . . . .	.25

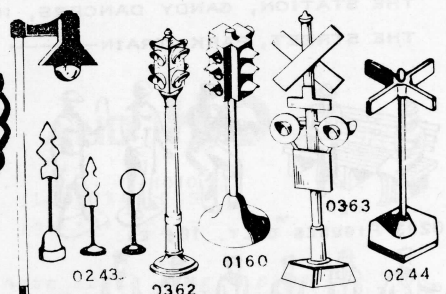


Ask your Dealer to show you SELLEY parts, kits, scenics.



STREET & STATION ACCESSORIES



- 0237 0238 0239 0240 241 0275 0273 0274
- 050D 2 Scotties & Hyd. .25 SET
- 0183 Oil Dispenser. .20 EA.
- 0186 Milk Cans, .50 Doz
- 0235 3 PUMPS, MAN. .50 SET
- 0236 3 PUMPS, MAN. .50 SET
- 0237 Fire Alarm Box .10 EA.
- 0238 Letter Box, .10 EA.
- 0239 Parcel Mail Box, .15 EA.
- 0240 HYDRANTS (4). .25 SET
- 0241 HYDRANTS (6). .25 SET
- 0242 Dog & Hydrant. .20 SET
- 0245 3 PUMPS, MAN. .50 SET
- 0246 Road side Stand .50 SET
- 0247 Park Bench, .20 EA.
- 0248 Station Bench, .15 EA.
- 0249 Rest Room Set, .40 SET
- 0250 Waste Paper Can, .15 EA.
- 0251 Trash Box, .25 SET
- 0252 " Barrel, .20 EA.
- 0253 Platform Scale .15 EA.
- 0255 Hand Truck, .20 EA.
- 0256 HAND TRUCK & MAN. 30 SET
- 0257 Wheel Baro & Man. .35 SET
- 0257A " " only .25 EA.
- 0258 " Wood & Man. .35 SET
- 0258A " Only .25 EA.
- 0259 Street Barricade. .25 PR.
- 0265D 3 Pumps & Man. .50 SET
- 0267 Luggage 4 ASST. .20 SET
- 0268 Baggage Truck, 1.00 EA.
- 0272 Crect Weight Scale .15 EA.
- 0273 U.S. MAIL Box, .10 EA.
- 274 " Parcel Bx .15 EA.
- 0275 Rural Mail Box .10 EA.
- 0276 Drafting Board & Stool. .30 SET
- 0324 Sprinkling Can, .10 EA.



STREET & TRAFFIC LIGHTS & SIGNS

- 0160 3 Lite Traffic Std. .25 EA.
- 0170 Street Lite & Pole, .15 EA.
- 0171 Hanging Lite & Pole, .35 EA.
- 0243 Traffic Stands, .15 SET
- 0244 STOP-GO Traffic Std. .25 EA.
- 0362 2 Lite Traffic " .25 EA.
- 0363 Crossing Blinker, .50 EA.

WAGON WHEELS

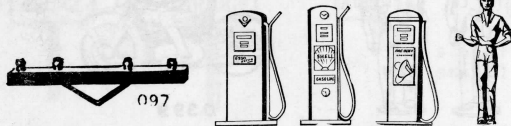
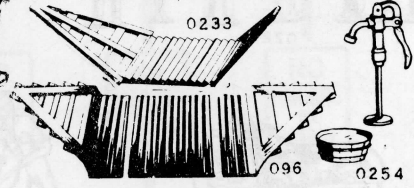
- DIAM SPOKES 0353
- H0182 11/32" 6 .4 .15 SET 183
- H0183 15/32" 12 .4 .20 SET
- 0353A 25/32" 8 .2 .25 PR.
- 0353 1-1/8" 8 .2 .20 PR.
- 0354 1-5/8" 12 .2 .25 PR.

CIRCUS WHEELS

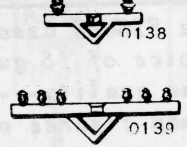
- WIDE RIMS 480 HO 481
- DIAM SPOKES 481 0351 0352
- H0480 13/32" 16 .10 PR.
- H0481 17/32" 16 .10 PR.
- O 351 3/4" 16 .20 PR.
- O 352 1" 16 .25 PR.

CATTLE CROSSINGS

- 096 Cattle Guard, .35 EA.
- 0233 " " .35 EA.
- 0254 Pump & tub, .20 SET



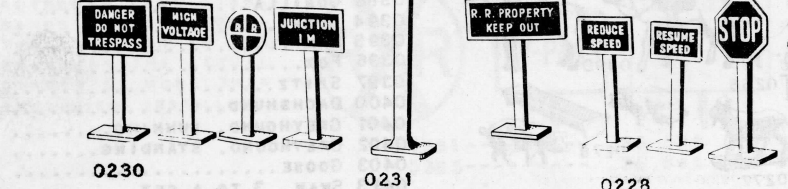
- MODERN STYLE GAS PUMPS. (ESSO, SHELL, AND TEXACO). SET CONSISTS OF ATTENDANT WITH THREE PUMPS. SET..... .50
- ESSO- 0415 SHELL- 0416 TEXACO- 0417



- 097 CROSSARMS. 4 WIRE. (DOZEN).... .60
- 0138 CROSSARMS. 2 WIRE. (DOZEN).... .50
- 0139 CROSSARMS. 6 WIRE. (DOZEN).... .60
- 0208 BRIDGE FEET. SET OF 4..... .75
- 0389 PALLET 4' x 4'..... .15
- 0410 STANCHIONS. 2 RAIL. SET OF 6.... .50



- 0173 CROSS FOR CROSSING SIGN..... .10
- 0181 WAYSIDE MARKERS, SET OF 5..... .60
- 0181A " " " " " " .10
- 0181B " " " " " " .10
- 0181C " " " " " " .10
- 0181D " " " " " " .10
- 0228 WAYSIDE SIGNS, SET OF 4..... .35
- 0229 WAYSIDE SIGNS, SET OF 4..... .35
- 0230 WAYSIDE SIGNS, SET OF 4..... .35
- 0231 CROSSING SIGN, EACH..... .25


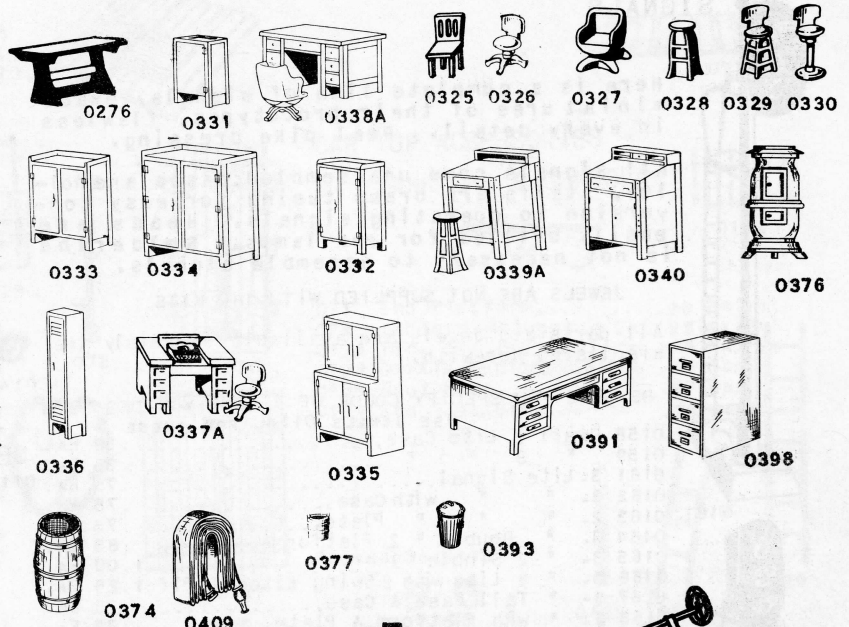


- END OF LINE BUMPERS
- 095 CAR STOPS..... .25 PR.
  - 0221 END OF LINE BUMPER. .50 EA.
  - 0222 BUMPER..... .25 EA.

GET METAL FIRST ----- TO LAST!

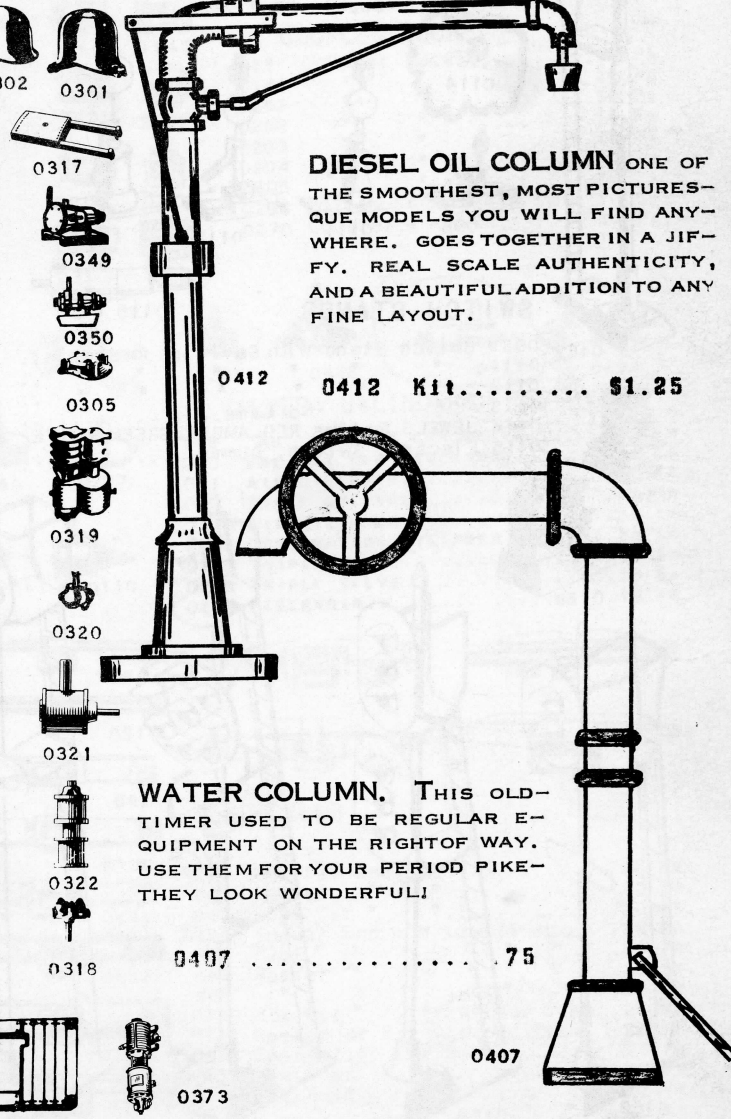
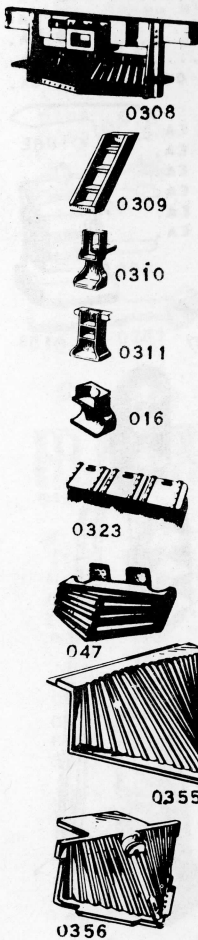
## INTERIOR DETAIL

- 0276 Drafting Board, . . . . . 25 EA.
- 0325 Chair, . . . . . 15 EA.
- 0326 Typist Chair, . . . . . 25 EA.
- 0327 Swivel Arm chair, . . . . . 25 EA.
- 0328 Shop Stool, . . . . . 10 EA.
- 0329 Stool with back rest, . . . . . 15 EA.
- 0330 Pedestal Stool with back rest . 15 EA.
- 0331 Safe, . . . . . 20 FA.
- 0332 " Tall, . . . . . 25 EA.
- 0333 " Wide, . . . . . 25 EA.
- 0334 " Extra wide, . . . . . 30 EA.
- 0335 " Double Decker, . . . . . 35 EA.
- 0336 Locker, . . . . . 15 EA.
- 0337 Typewriter & Desk, . . . . . 50 EA.
- 0337A " Chair, . . . . . 75 SET
- 0338 Flat top Desk, . . . . . 50 EA.
- 0338A " & swivel chair, . . . . . 75 SET
- 0339 Shop or Bookkeepers Desk, . . . 35 EA.
- 0339A " " Astool, . . . . . 50 SET
- 0340 " " Cabinet & Desk, . . . . . 35 EA.
- 0374 BARREL, . . . . . 20 EA.
- 0376 STOVE, POT BELLY, . . . . . 45 EA.
- 0377 BUCKET, . . . . . 6 FOR .25
- 0391 DESK, EXECUTIVE SIZE, . . . . . 50 EA.
- 0393 GARBAGE CAN, . . . . . 10 EA.
- 0398 FILE, 4 DRAWER HIGH, . . . . . 35 EA.
- 0409 HOSE, FIRE, ON RACK, FOLDED . 25 EA.



## LOCOMOTIVE & TENDER PARTS

- 016 Step, . . . . . 20 PR.
- 047 Pilot, Old style Penn 5, . . . . . 25 EA.
- 0114 Jewel for Marker Lite, 6, . . . . . 20 SET
- 0300 Smoke Box Front, . . . . . 50 EA.
- 0301 Sand Dome, . . . . . 25 EA.
- 0302 Steam, . . . . . 25 EA.
- 0303 Solid Bell, . . . . . 10 EA.
- 0304 Bracket for Bell, . . . . . 20 EA.
- 0305 Smoke Stack Base, . . . . . 10 EA.
- 0306 Whistle, . . . . . 05 EA.
- 0307 Pop Valve, . . . . . 05 EA.
- 0308 Pilot, . . . . . 60 EA.
- 0309 Loco Steps, . . . . . 25 PR.
- 0310 Tender, . . . . . 20 PR.
- 0311 " " . . . . . 20 PR.
- 0312 Headlite, . . . . . 25 EA.
- 0313 " Jewel, . . . . . 05 EA.
- 0314 " Bracket, . . . . . 05 EA.
- 0315 Marker Lite, . . . . . 10 PR.
- 0316 " 3 Lens Lite, . . . . . 15 PR.
- 0317 Hatch, . . . . . 20 EA.
- 0318 Pop Valve Cluster (4), . . . . . 20 EA.
- 0319 Air Comp. Cross Compound, . . . 25 EA.
- 0320 Turbo Generator, . . . . . 15 EA.
- 0321 Brake Cylinder, . . . . . 10 EA.
- 0322 Air Compressor, Old Style, . . . 15 EA.
- 0323 Tender Water Cover, . . . . . 20 EA.
- 0343 Old Time Headlites, . . . . . 40 EA.
- 0344 Arc Headlite, . . . . . 40 EA.
- 0345 Penn, . . . . . 40 EA.
- 0349 Sunbeam Steam Generator, . . . . 40 EA.
- 0350 Pyle, . . . . . 35 EA.
- 0355 Pilot, "General", . . . . . 65 EA.
- 0356 " "C.P. Huntington", . . . . . 65 EA.
- 0361 Alco Steam Gen Stack, . . . . . 30 EA.
- 0371 HORN, DIESEL, . . . . . 15 EA.
- 0372 OILER, MECHANICAL, . . . . . 25 EA.
- 0373 PUMP, AIR, . . . . . 25 EA.



**DIESEL OIL COLUMN** ONE OF THE SMOOTHEST, MOST PICTURE-QUE MODELS YOU WILL FIND ANYWHERE. GOES TOGETHER IN A JIFFY. REAL SCALE AUTHENTICITY, AND A BEAUTIFUL ADDITION TO ANY FINE LAYOUT.

0412 Kit..... \$1.25

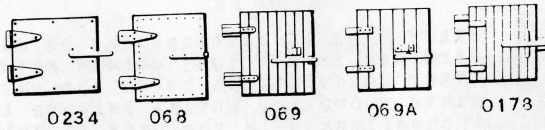
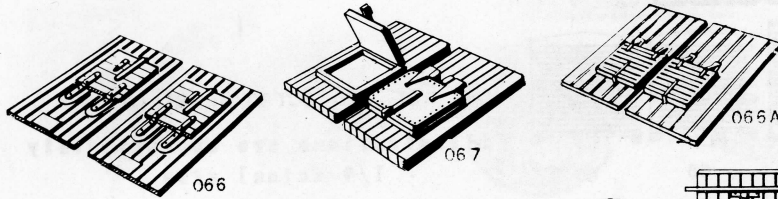
**WATER COLUMN.** THIS OLD-TIMER USED TO BE REGULAR EQUIPMENT ON THE RIGHT OF WAY. USE THEM FOR YOUR PERIOD PIKE-THEY LOOK WONDERFUL!

0497 ..... 75

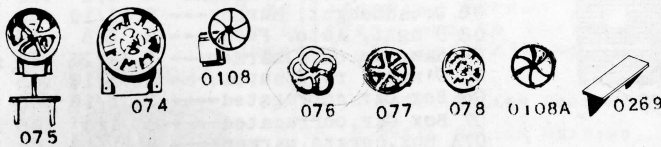

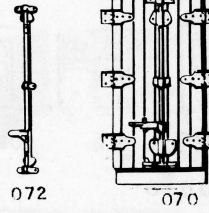
Ask your Dealer to show you SELLEY parts, kits, scenics.



# SELLEY

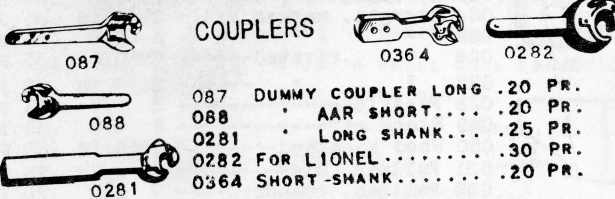


066	Closed Hatch & Platform	4 to Set R & L	.35	SET
066A	"	4 " R & L	.35	SET
067	Operating Hatch	4 " R & L	.50	SET
068	Hatch Covers Only,	4 to Set	.25	SET
069	"	R & L 4 " "	.25	SET
069A	"	" 4 " "	.25	SET
070	Reefer Doors,		.25	PR.
072	Latch Bar		.15	PR.
073	Hinges, DUMMY		.25	DOZ
0127	Doors,		.30	PR.
0178	Hatch Covers Only,	4 to Set	.25	SET
0234	"	4 " "	.25	SET



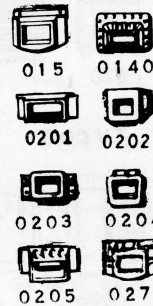
### BRAKE WHEELS & HOUSINGS - PLATFORMS

074	Ajax Brake Wheel & Housing,	.15	SET
074A	Housing	.10	EA.
075	" Platform & Wheel	.10	EA.
076	Brake Wheel only,	.6 FOR	.25
077	"	.6 FOR	.25
078	"	.6 FOR	.25
0108	" & Housing,	.10	SET
0108A	" Only,	.6 FOR	.25
0108B	" Housing Only,	.05	EA.
0269	Brake Platform,	.6 FOR	.25



### COUPLERS

087	DUMMY COUPLER LONG	.20	PR.
088	" AAR SHORT	.20	PR.
0281	" LONG SHANK	.25	PR.
0282	FOR LIONEL	.30	PR.
0364	SHORT SHANK	.20	PR.

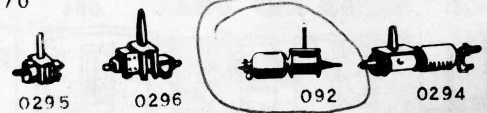


### POLING SOCKETS



### COUPLER POCKETS


015	Coupler Pocket,	.10	PR.
0140	"	.10	PR.
0201	"	.10	PR.
0202	"	.10	PR.
0203	"	.10	PR.
0204	"	.10	PR.
0205	"	.10	PR.
0206	Poling Sockets 4 to Set	.10	SET
0270	Coupler Pockets,	.10	PR.



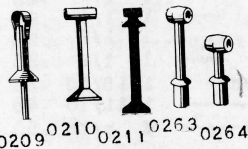
### VALVES - CYLINDERS - RESERVOIR

089	"AB" FREIGHT CAR VALVE	.15	EA.
090	FREIGHT CAR RESERVOIR	.15	EA.
091	AIR CYLINDER	.15	EA.
092	BRAKE CYLINDER	.15	EA.
0110	AIR CYLINDER	.15	EA.
0294	COMBINATION CYLINDER	.15	EA.
0295	TRIPLE VALVE	.10	EA.
0296	TRIPLE VALVE	.10	EA.
0297	RESERVOIR	.15	EA.

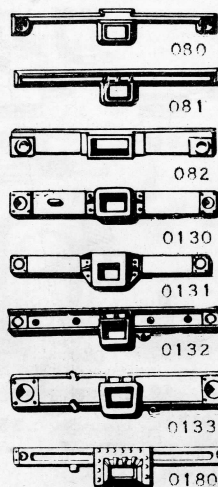
### Caboose Accessories



014	Cab Windows	4 to Set	.60	DOZ
0141	" Steps	4 " "	.25	SET
0212	" Windows	4 " "	.60	DOZ
0213	"	4 " "	.60	DOZ
0214	"	4 " "	.60	DOZ
0215	"	4 " "	.60	DOZ
0216	"	4 " "	.60	DOZ
0217	"	4 " "	.60	DOZ
0218	Tool Box Door,	.10	EA.	
0219	" Sliding	.10	EA.	
0220	" Wood type	.10	EA.	
0365	" Windows 4 to Set	.60	DOZ	



0209	Cab Stack,	.10	EA.
0210	"	.10	EA.
0211	"	.10	EA.
0263	"	.10	EA.
0264	"	.10	EA.



### END SILLS

080	Box Car End Beam,	.20	PR.
081	Reefer " "	.20	PR.
082	Flat Car " "	.20	PR.
083	Box Car End with Lugs for Attach	.25	PR.
084	Flat " " " "	.25	PR.
085	Reefer " " " "	.25	PR.
086	" " " "	.25	PR.
0130	Box Car " Brake Rod Sockt	.20	PR.
0131	Reefer or Box Car End Beam,	.20	PR.
0132	Channelled End Beam,	.20	PR.
0133	Flat Car " "	.20	PR.
0180	Channelled " "	.20	PR.

Ask your Dealer to show you SELLEY parts, kits, scenics.





THESE VALVES, ILLUSTRATED HALF ACTUAL SIZE, ARE TRULY BEAUTIFUL MODELS OF THEIR PROTOTYPES. EXACT IN EVERY DETAIL, AND FLAWLESSLY REPRODUCED. THE FIGURES IN THE 'DIAMETER' COLUMN OF THE PRICE LIST SHOW THE SIZE, IN INCHES OF THE OPENINGS IN THE VALVES. ALL VALVES, WITH THE EXCEPTION OF THE TWO SMALLEST, ARE DRILLED TO RECEIVE THE SIZE PIPE INDICATED. THESE VALVES ARE SUITABLE FOR BOTH O AND HO USE, ALTHOUGH THEY HAVE 'HO' NUMBERS FOR IDENTITY.

ALL VALVES COME WITH VALVE WHEEL OF TYPE SHOWN HERE.



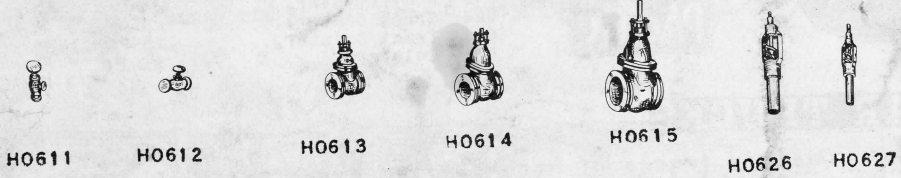
APPROX 1/4 SIZE.

7" High Overall  
5 1/2" Clearance  
8 1/2" Width "

0137

O GAUGE SIGNAL BRIDGE  
LOADED WITH DETAIL

0137 KIT..... \$2.50



H0611

H0612


H0613

H0614

H0615

H0626

H0627



H0616

H0617

H0618

H0619

H0620

H0621

H0622

H0623


H0624

H0625

HO No.	TYPE	HOLE DIAMETER	PRICE
H0611	ANGLE.....		.10
H0612	STRAIGHT.....		.10
H0613	.....	(1/8)	.25
H0614	.....	(3/16)	.30
HP615	.....	(1/4)	.35
H0616	ANGLE.....	(1/8)	.25
H0617	.....	(1/8)	.30
H0618	.....	(3/16)	.25
H0619	.....	(3/16)	.30
H0620	.....	(1/4)	.35
H0621	GLOBE.....	(1/8)	.20
H0622	.....	(1/8)	.25
H0623	.....	(3/16)	.30
H0624	.....	(3/16)	.30
H0625	.....	(1/4)	.35
H0626	STICK.....		.20
H0627	.....		.20

# TOM THUMB TREES

EVERGREENS IN KIT FORM



One half of a single TOM THUMB TREE kit made all the trees shown in this HO model scene.

TOM THUMB TREES can really dress up that layout of yours. They're easy to make, versatile, realistic, and mighty economical. And YOU are the man who decides what kind they'll be, how tall, how wide. The material makes many different kinds, any height up to 6 inches. Complete instructions to guide you, with detail drawings. No tools needed, either, just scissors and a common pin. They are a REAL bargain for any pike!

Complete kit----- \$2.00

TOM THUMB EVERGREEN TREES

