



DOOR LATCH
BEND TO SHAPE &
WELDER HANDLE ON



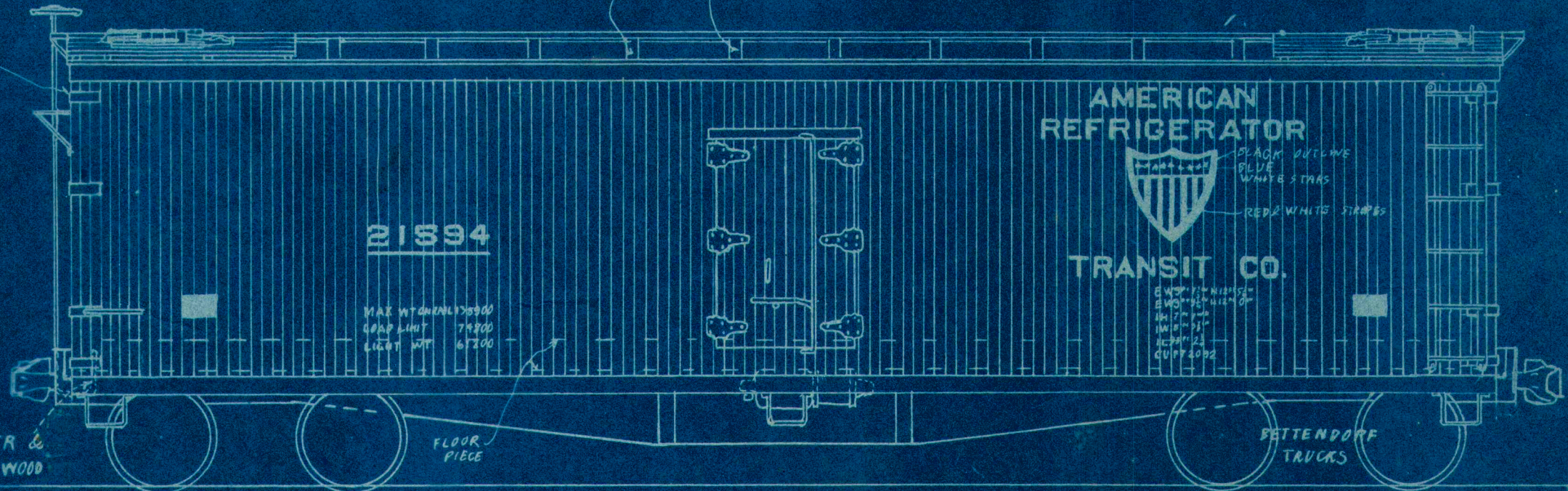
SOLDER WHEEL TO STAFF

BRISTLE-BOARD ANGLES
ON CORNERS

BRISTLE-BOARD STRIPS



ART
21594



21594

MAX WT ON WHEELS 17500
LOAD LIMIT 79300
LIGHT WT 67300

AMERICAN
REFRIGERATOR



TRANSIT CO.

BLACK OUTLINE
BLUE
WHITE STARS
RED & WHITE STRIPES

E WSP 754 N 12255-
E WSP 754 N 12255-
IN 7 1/2
IN 8 1/2
IN 9 1/2
IN 10 1/2
IN 11 1/2
IN 12 1/2
IN 13 1/2
IN 14 1/2
IN 15 1/2
IN 16 1/2
IN 17 1/2
IN 18 1/2
IN 19 1/2
IN 20 1/2
IN 21 1/2
IN 22 1/2
IN 23 1/2
IN 24 1/2
IN 25 1/2
IN 26 1/2
IN 27 1/2
IN 28 1/2
IN 29 1/2
IN 30 1/2
IN 31 1/2
IN 32 1/2
IN 33 1/2
IN 34 1/2
IN 35 1/2
IN 36 1/2
IN 37 1/2
IN 38 1/2
IN 39 1/2
IN 40 1/2
IN 41 1/2
IN 42 1/2
IN 43 1/2
IN 44 1/2
IN 45 1/2
IN 46 1/2
IN 47 1/2
IN 48 1/2
IN 49 1/2
IN 50 1/2
IN 51 1/2
IN 52 1/2
IN 53 1/2
IN 54 1/2
IN 55 1/2
IN 56 1/2
IN 57 1/2
IN 58 1/2
IN 59 1/2
IN 60 1/2
IN 61 1/2
IN 62 1/2
IN 63 1/2
IN 64 1/2
IN 65 1/2
IN 66 1/2
IN 67 1/2
IN 68 1/2
IN 69 1/2
IN 70 1/2
IN 71 1/2
IN 72 1/2
IN 73 1/2
IN 74 1/2
IN 75 1/2
IN 76 1/2
IN 77 1/2
IN 78 1/2
IN 79 1/2
IN 80 1/2
IN 81 1/2
IN 82 1/2
IN 83 1/2
IN 84 1/2
IN 85 1/2
IN 86 1/2
IN 87 1/2
IN 88 1/2
IN 89 1/2
IN 90 1/2
IN 91 1/2
IN 92 1/2
IN 93 1/2
IN 94 1/2
IN 95 1/2
IN 96 1/2
IN 97 1/2
IN 98 1/2
IN 99 1/2
IN 100 1/2

BEND OVER &
INSERT INTO WOOD

FLOOR
PIECE

BETTENDORF
TRUCKS

SERIES NOS 19000-21999

COLOR:

YELLOW, SIDES

FRT CAR RED, ROOF, ENDS & UNDER.

A.R.T. REFRIGERATOR

SCALE MODEL

RAILWAYS

DR'BY