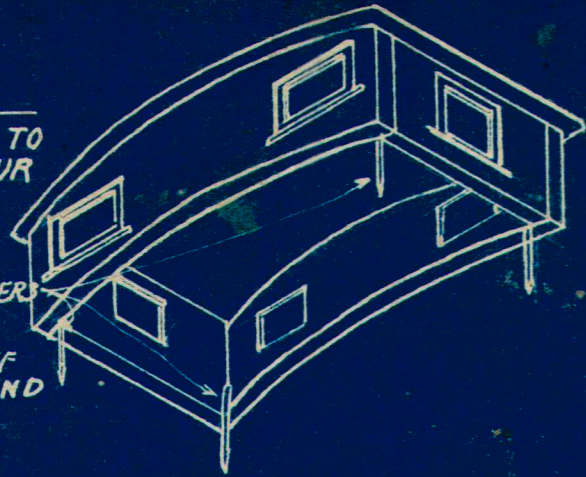

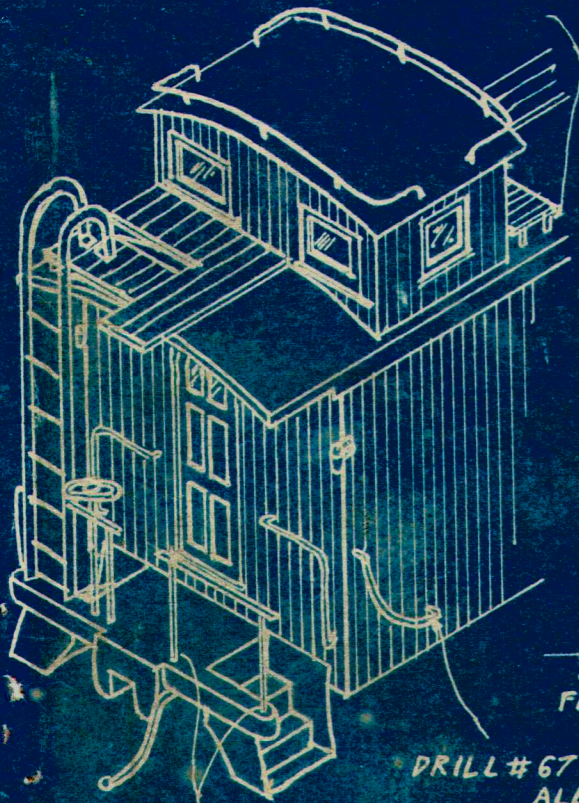


FILE CUPOLA CASTINGS TO FIT TOGETHER & CONTOUR OF ROOF. SOLDER TOGETHER BEING CAREFUL TO KEEP SQUARE. SOLDER BRADS IN CORNERS. SOLDER  $1\frac{9}{16} \times 2\frac{3}{8}$  ROOF TO SIDES. CLEAN OFF ALL EXCESS SOLDER AND PUSH INTO ROOF.



DRILL #67 HOLES IN ROOF FOR SAFTY RAILS. BEND RAILINGS TO SHAPE AND SOLDER IN PLACE.


WHITTLE BRACES FROM WOOD TO FIT



BRAKE HOSE BENT FROM  $\frac{1}{16}$ " DIA. WIRE & SOLDERED TO UNDERFRAME. FLATTEN END WITH HAMMER.



DRILL #67 HOLES FOR ALL GRAB IRONS IN SIDES

DRILL #67 HOLES IN END SILL FOR RAILING POSTS, SOLDER RAILINGS & LADDERS IN PLACE



ROUND OFF ROOF WITH PLANE & SANDPAPER

SCRIBE SHEATHING AGAINST SQUARE WITH A BLUNT POINT.



CUT WINDOW OPENINGS IN SIDES & RECENT CELULOID & SASH IN PLACE

G.N. CABOOSE SCALE MODEL RAILWAYS

DR'N BY W.B.L.