


LINES OLD FASHIONED COACHES

In H O
and O Gauges



WHAT THEY SAY...

Central Lines has redesigned the models in its string of authentic old-time passenger kits. Most noticeable is the new plastic for the sides and ends. This new material is flexible but resists cracking and breakage. It is not affected by solvents, cleaners or cements, and any type of paint can be used on it. Its paint-bonding qualities are excellent—we painted one of our samples and found that hard scratching with a fingernail had no effect on it. Detailing in the new sides is quite good. Simulated boards are distinct and just under a scale 3 inches in width. The side thickness of .040 has given doors and windows a realistic depth.

—Model Railroader Magazine

Central Lines have revamped their Old Fashioned type kits, by using a super-duper plastic, which is far superior to metal. It is flexible, will not warp, break or crack, nor will it dent or bend, like a metal side. The material is not affected by solvents or cleaners.

—Electronic & Hobbycraft Iron Horse

... Kits are well engineered and incorporate a wealth of period detail. Especially noteworthy are the delicately executed sides of the cars, which are unusual in that they will not warp or shrink, and take readily to most all kinds of paint.

—Hobby-Model Merchandising News


... Incidentally, your Wagner kit is one of the nicest I have seen in fifteen years of model railroading.

—Mr. J. H. P., San Antonio, Texas


... My comments: Out of this world kits, and easily assembled. No one could make a better looking kit than you have.

—Mr. F. C. B., Southgate, Calif.


CENTRAL LINES MANUFACTURING CO.
LOS GATOS, CALIFORNIA




WAGNER'S SLEEPING CAR
The "Palace" Sleeping Car of the Good Old Days. (51')




VIRGINIA & TRUCKEE COMBINE
(45')




VESTIBULE END COACH—1908
In 75' and 65' Models




OBSERVATION, PARLOR CAR—1908
In 75' and 65' Models




U. S. POSTAL CAR
Plant System Prototype, Circa 1900 (50')




SMOKER-BAGGAGE—1898
(54')




PASSENGER COACH—1898
(50')



BUSINESS CAR — 1898
Early Day Business and Pay Car (54')



BAGGAGE CAR—1898
(50')



COMBINE—1898
Combination Coach-Baggage (50')

Ask Your Dealer to Show You Central Lines Standard Coach Kits