

KEMTRON

6th[★] master catalog for craftsmen

O

On3

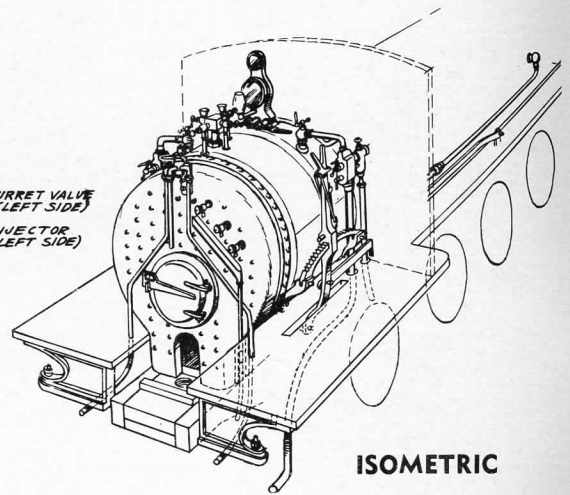
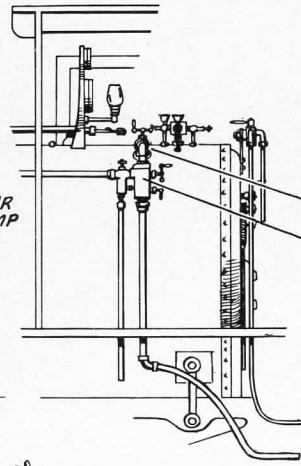
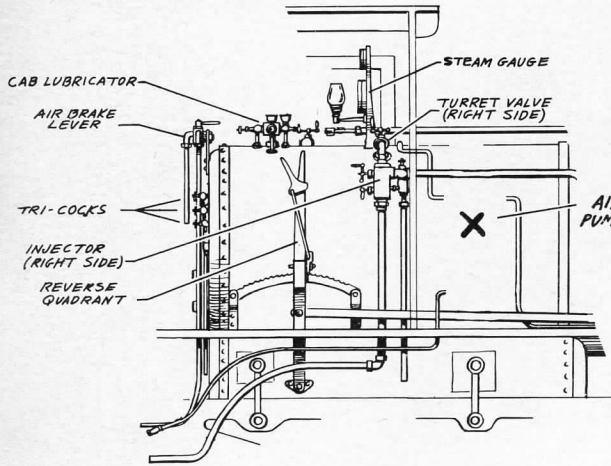
S



CABS and How to Detail their Interior

RIGHT

LEFT



ISOMETRIC



STEAM GAUGE
C-16-72 .95 Ea.



Turret Valve
C-16-70
1.30 pair



AIR BRAKE
LEVER
C-16-71
.65 Ea.

Lifting Injector
C-16-67
1.70 pr.



Reverse
Quadrant
C-16-66
.95 each



CAB
LUBRICATOR
C-16-65 .85 Ea.

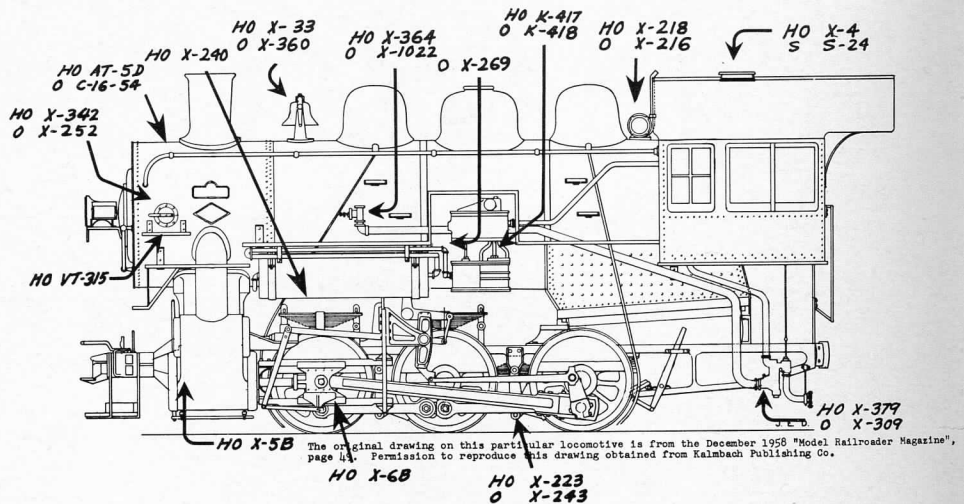
Drawn actual size - these cab detail castings are available in "O" scale only - but can be used for "S" in some cases.

DETAILED CASTINGS FOR CAB INTERIOR

Parts available are indicated with an arrow. Code numbers for the part and the scale in which it is available is also shown.

These pages of drawings on "how to use" Kemtron parts was the outgrowth of suggestions from modelers. If you have any thoughts on what you would like added to these pages, write us a letter, each letter to cover one subject. These in turn are filed and acted on whenever time permits.

We at Kemtron strive to serve the modeler and to make whatever is needed to make this hobby more enjoyable.



B R I E F I N D E X

Alphabetical listing of Parts ... 55 thru 78
Accessories ... 103,104
Brass Screen ... 83
Locomotives ... 88 thru 99
Log Buggie ... 86

Lubriplate ... 83
Materials(etched) ... 83
Motors ... 67
Oil Column ... 86
Oil Tank ... 87
Parts Usage ... 50 thru 54

Pulpwood Car ... 86
Sal Met ... 83
Scale Bell 1 1/2" and desk set . 82
"S" Scale Parts ... 102
Scale Rulers ... 84
Signals ... 87

Snow Plow ... 85
Soldier Paint ... 83
Switch Machines ... 84
Trolley Parts ... 79 thru 81
U.P. Passenger Cars ... 100,101
Water Column ... 86

Instead of the usual index, we have arranged the parts alphabetically. Browse thru this catalog to get acquainted with it. We realize that parts can be known by more than one name, so at times you may find it necessary to search thru the Catalog. An example would be "Oiler" and

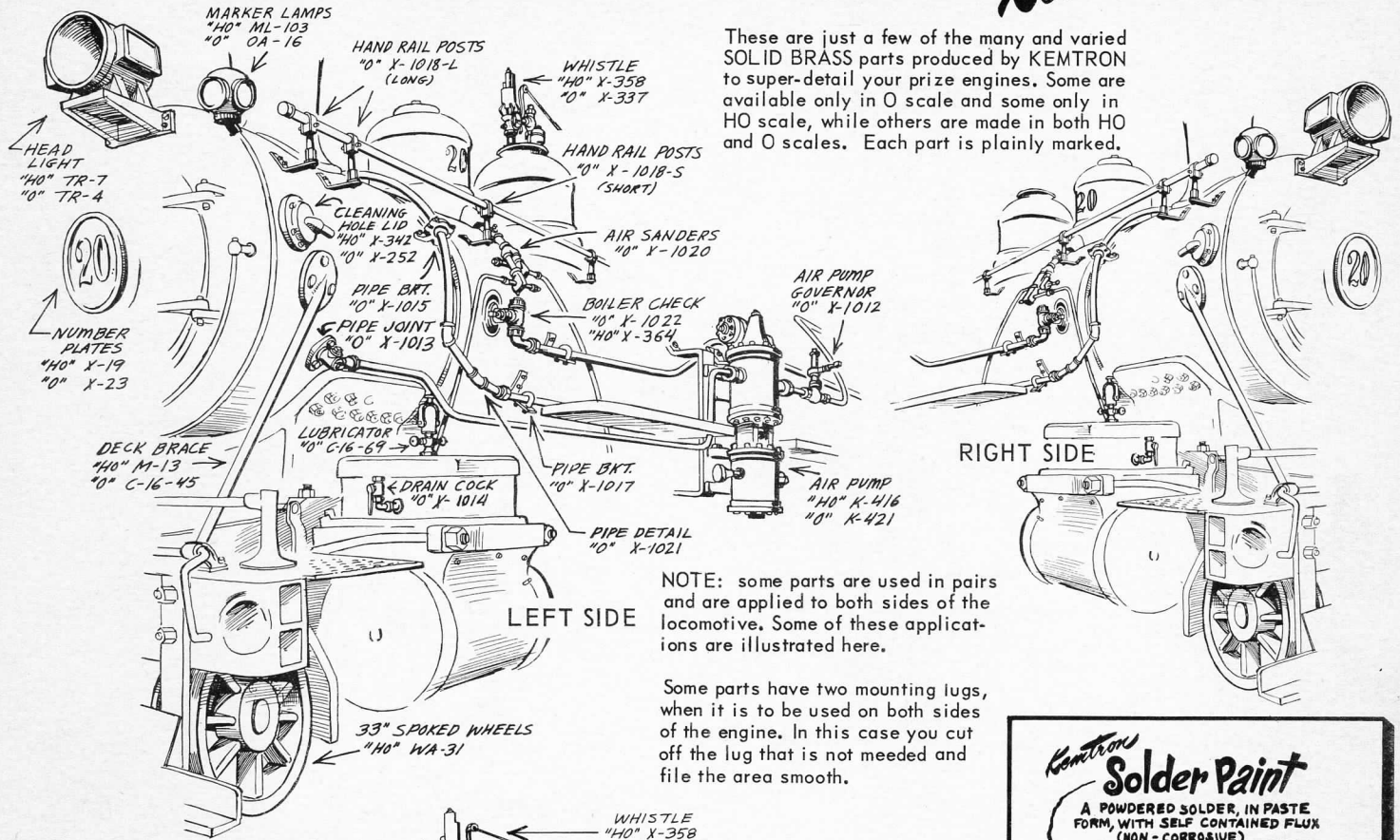
"Lubricator", our part number X-95 is in the "L" listing as "Lubricator". Some related parts appear in more than one listing, for your convenience. For example, Electrical Junction boxes are shown in "E" and also in "J" (as Junction Boxes).

The scale is shown in the center



The alphabetical group on either or both sides

GENERAL INFORMATION ON USAGE OF *Kemtron* PARTS

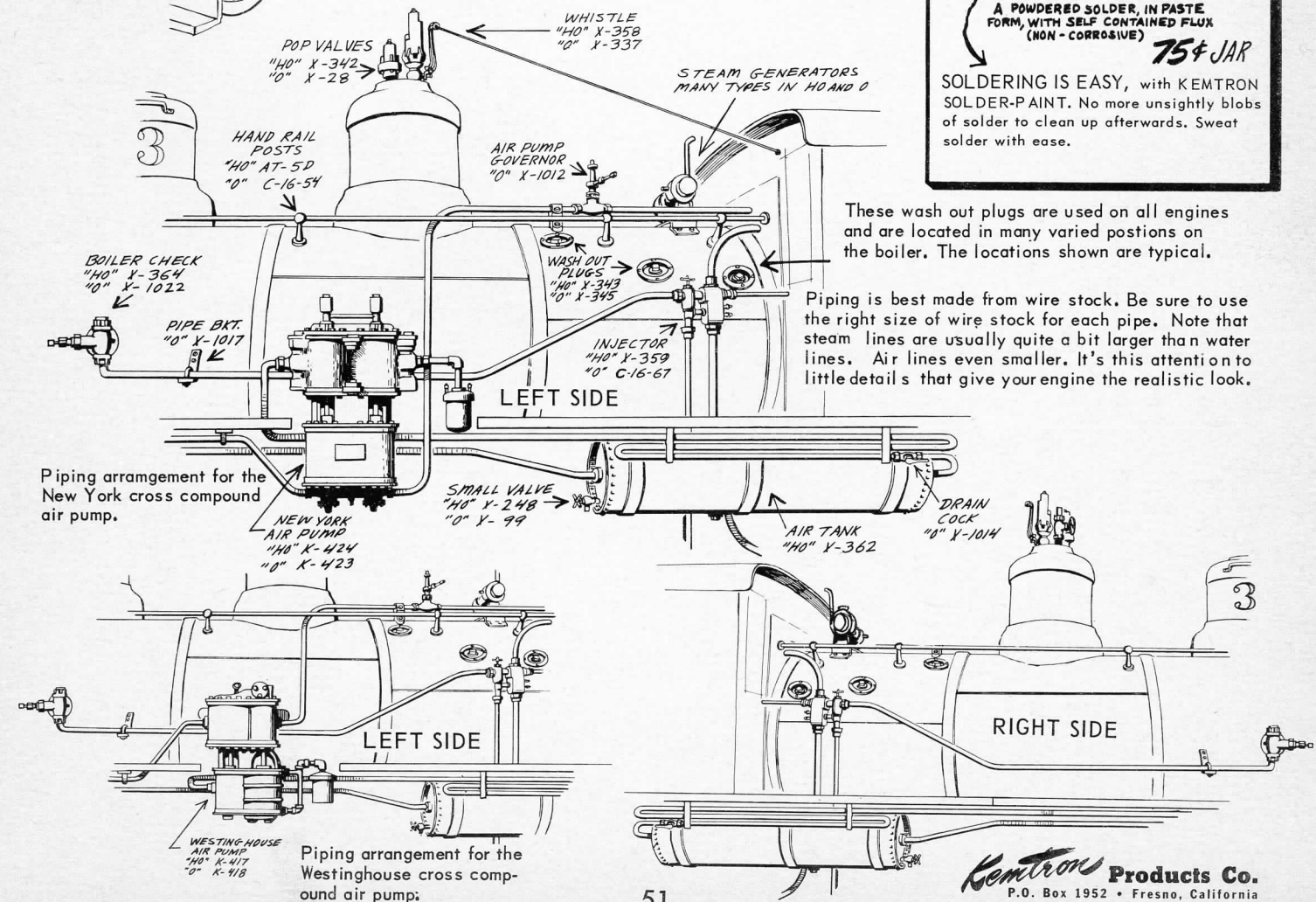


NOTE: some parts are used in pairs and are applied to both sides of the locomotive. Some of these applications are illustrated here.

Some parts have two mounting lugs, when it is to be used on both sides of the engine. In this case you cut off the lug that is not needed and file the area smooth.

Kemtron Solder Paint
A POWDERED SOLDER, IN PASTE FORM, WITH SELF CONTAINED FLUX (NON-CORROSIVE) 75¢ JAR

SOLDERING IS EASY, with KEMTRON SOLDER-PAINT. No more unsightly blobs of solder to clean up afterwards. Sweat solder with ease.



These wash out plugs are used on all engines and are located in many varied positions on the boiler. The locations shown are typical.

Piping is best made from wire stock. Be sure to use the right size of wire stock for each pipe. Note that steam lines are usually quite a bit larger than water lines. Air lines even smaller. It's this attention to little details that give your engine the realistic look.

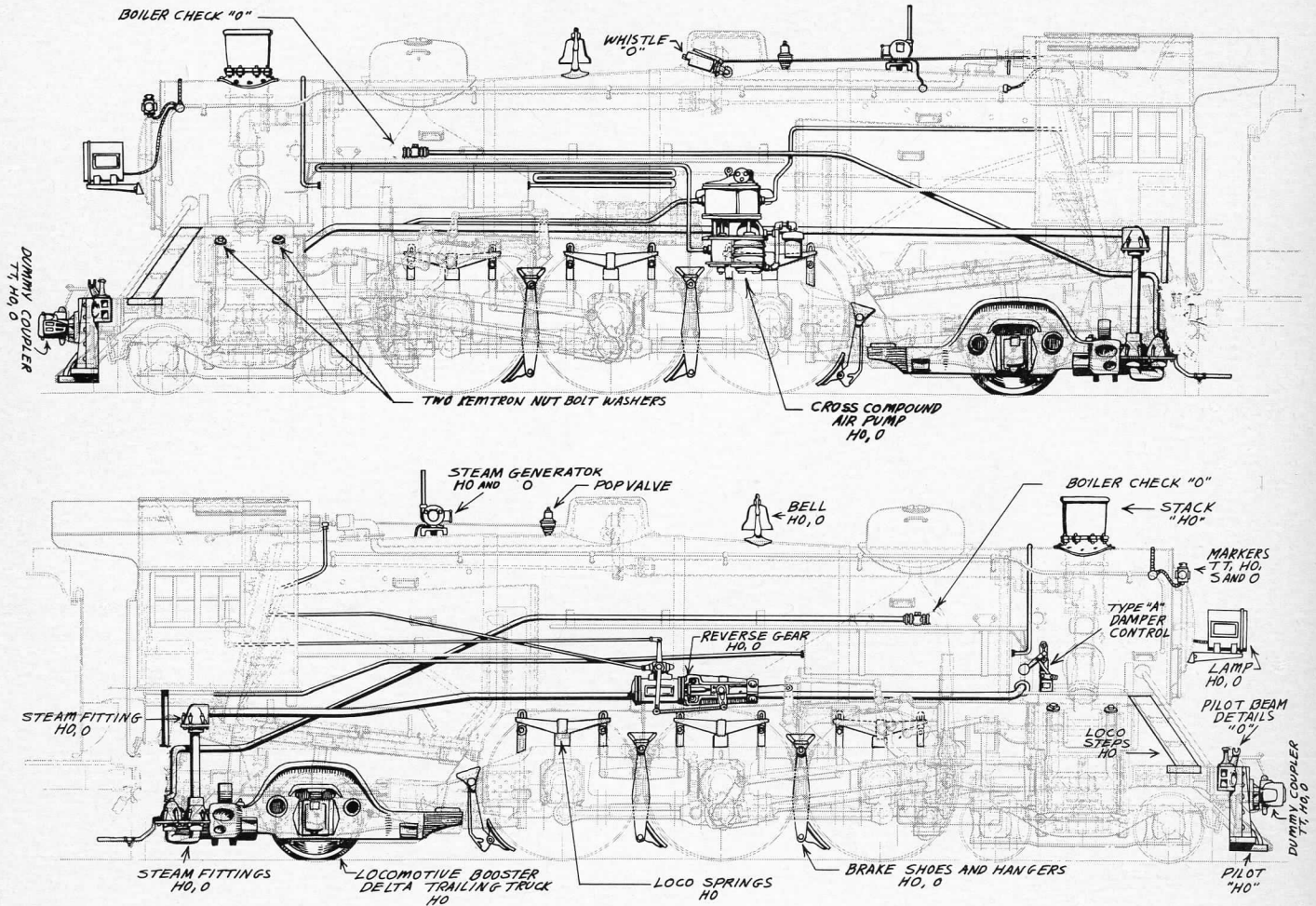
GENERAL INFORMATION ON USAGE OF PARTS

The piping diagrams and parts drawings shown on the following pages have been prepared in an effort to help you, the modeler, understand where and how the Kemtron parts can be used. Also the proper use of piping on a locomotive. This is of course a very hard thing to do as there are so many possible variations. These are just suggestions drawn from actual locomotives.

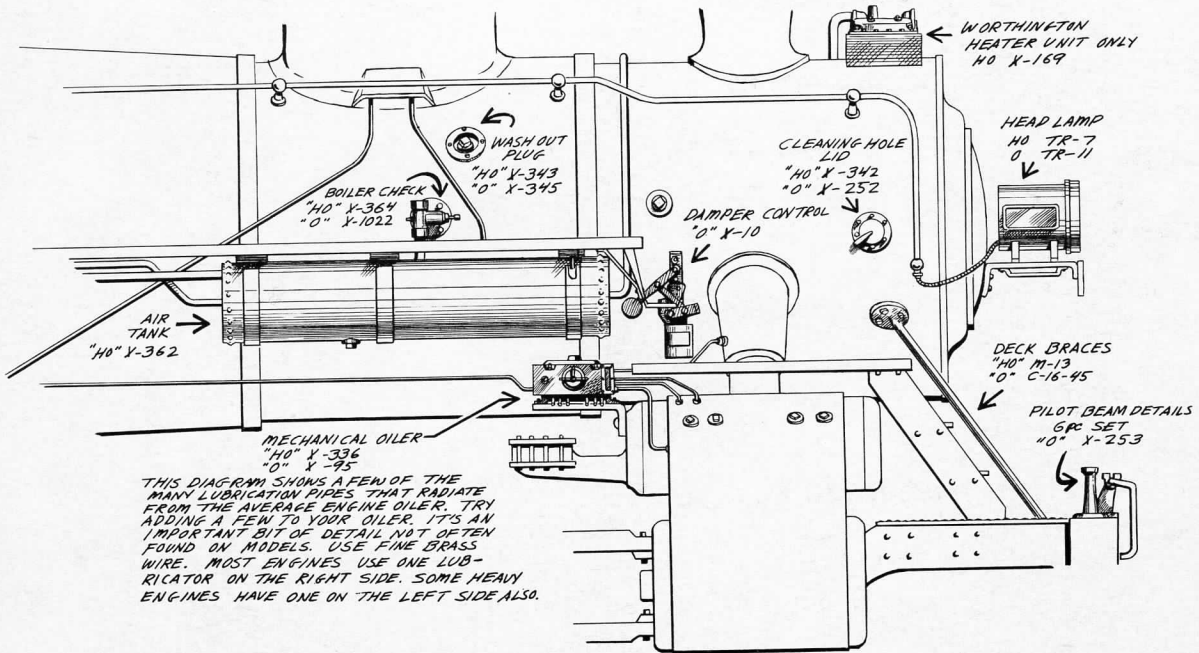
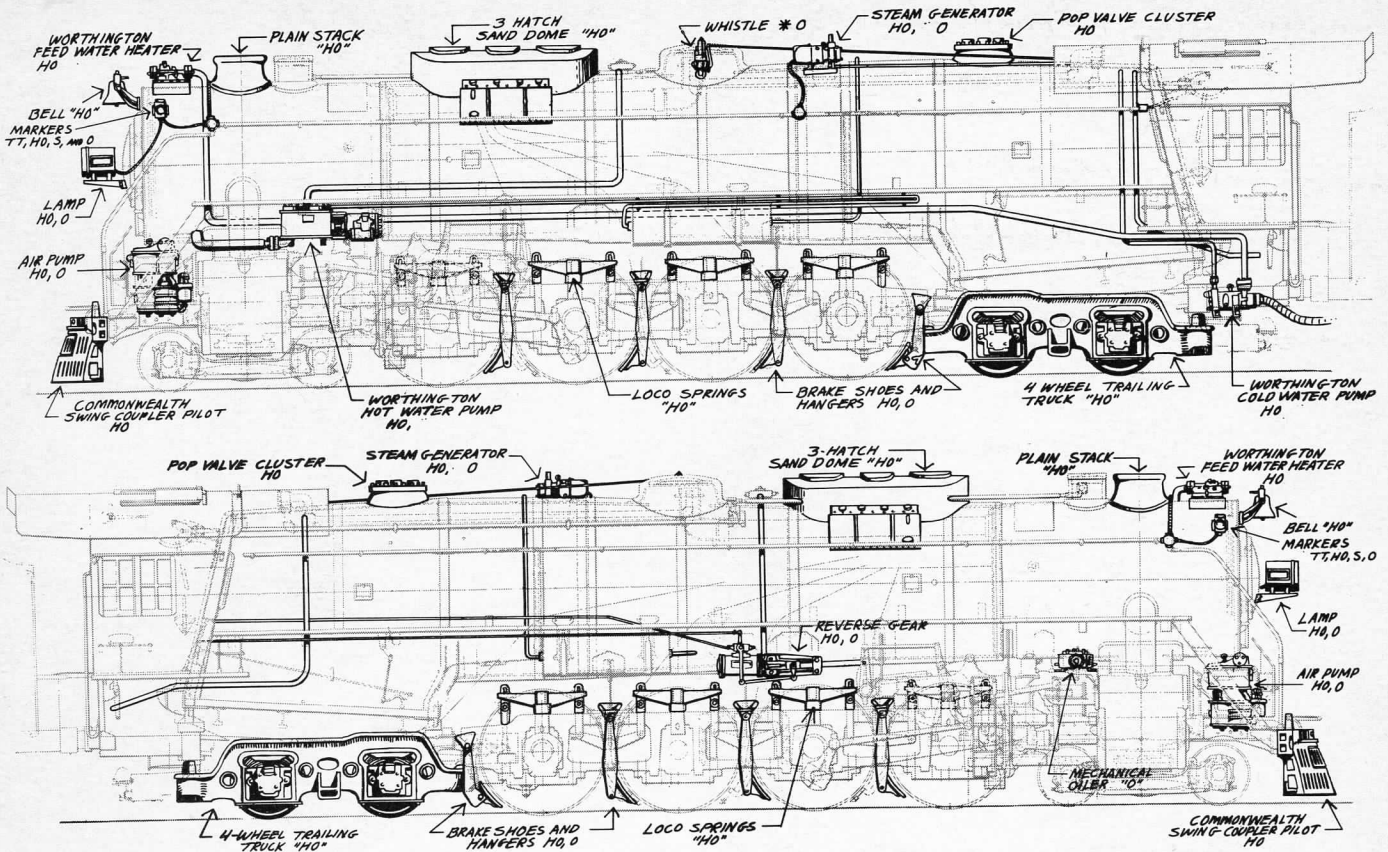
Use your imagination. You can use a different steam generator, head light, air pump, marker lights etc. as you choose. There is no end of possibilities with the use of Kemtron parts.

NOTE: Parts shown are also indicated for scale in which they are available.


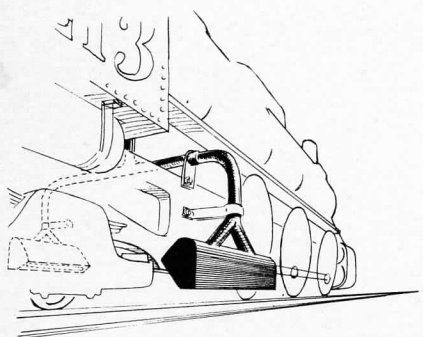
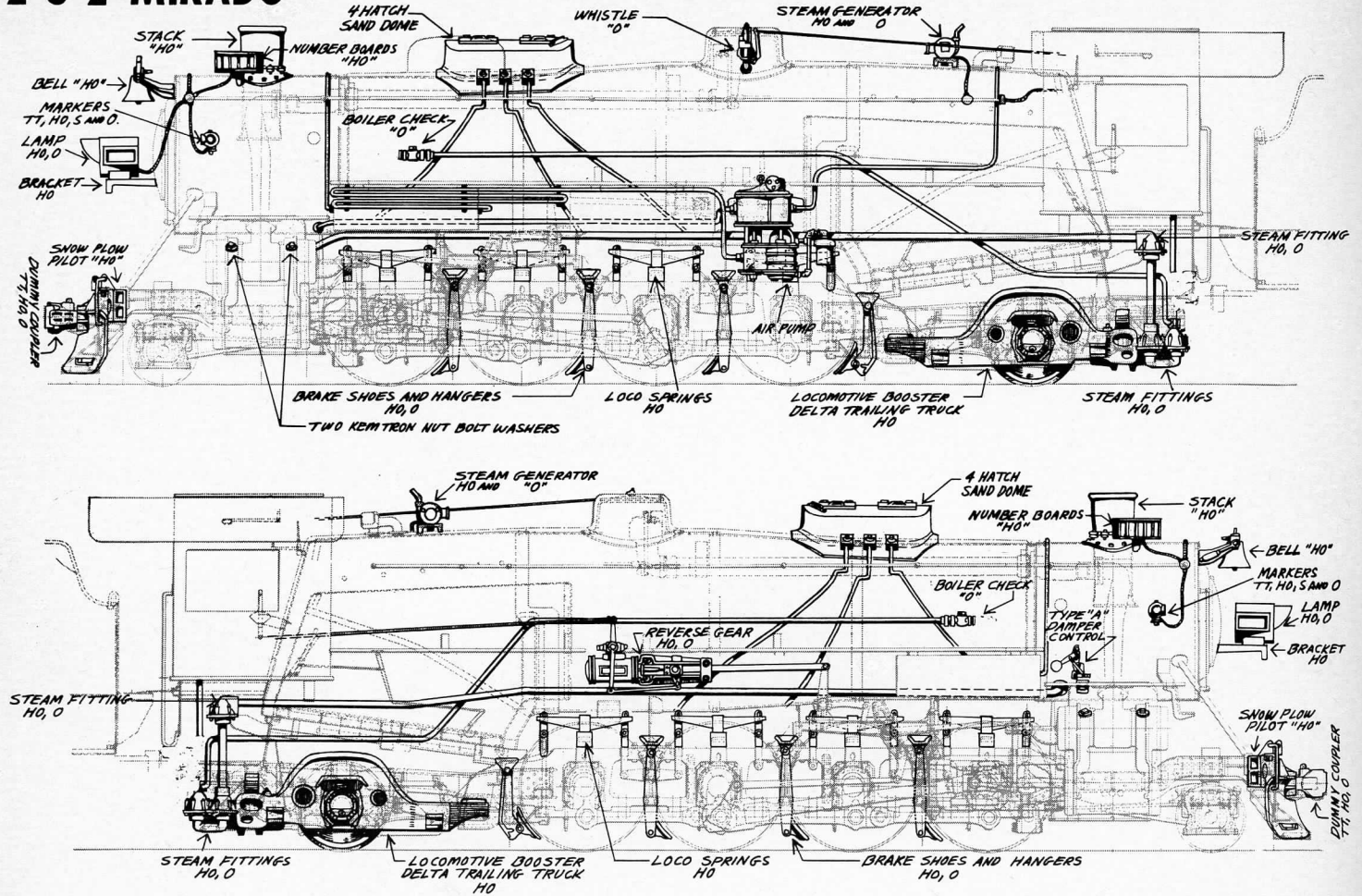
4-6-2 PACIFIC



4-8-4 NORTHERN

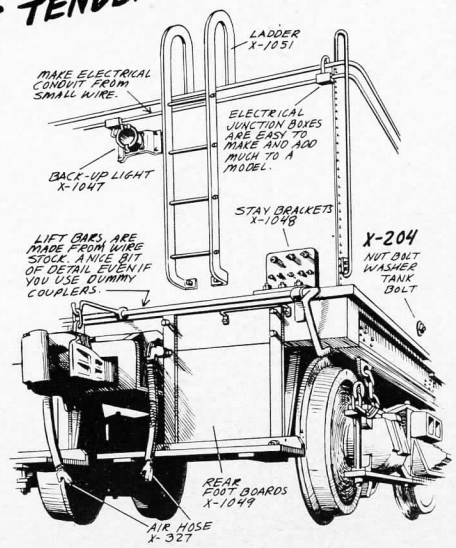


2-8-2 MIKADO



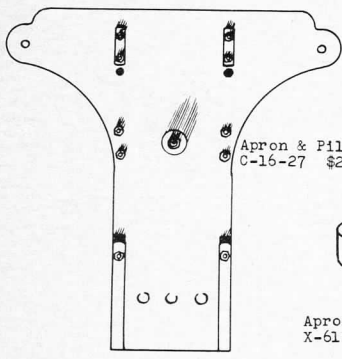
Another bit of detail is the Blow Out or Blow Down pipes with diffuser. They are placed just behind the last driver, one on each side of the engine frame. Note sketch. You want to be sure they clear the trailing truck. Can be used on any size engine from switcher to big articulated's.

Usage of TENDER PARTS

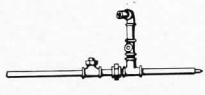


A

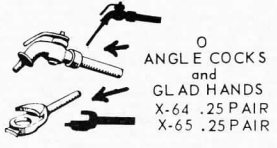
A




Apron & Pilot Beam
C-16-27 \$2.00 ea.



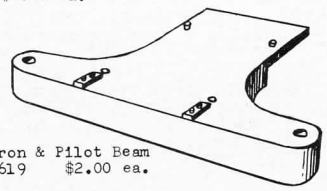
Air Line Fitting Unit
C-16-86 1.00 Ea.



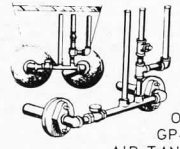
ANGLE COCKS
and
GLAD HANDS
X-64 .25 PAIR
X-65 .25 PAIR



Hedley Anti-Climber
(6" high 7' Across)
X-903 .50 ea.




Apron & Pilot Beam
X-619 \$2.00 ea.



GP-7
AIR TANK PIPES
X-324 .95 Ea.



AIR HOSE
X-327 .50 Pr.



Ill. Term. Class C
Loco end sill
X-904 1.00 ea.

B

B



"O" PIPE BRACKET
X-1017
6 for 1.00



CORNER
PLATES
C-16-38 -.70 pr.




Coupler Lift Bar
Bracket
C-16-88 3 for .65

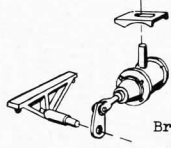
Another FIRST - the Piston
and Crank "WORK" for that
extra touch of realism



"O" PIPE BRACKET
X-1015
6 for 1.00



"O" BRAKE CYLINDER
X-71 .85 ea.



Brake Cylinder
C-16-92
6pc. Set 2.00



"O" WORKING BELL
AIR RINGER TYPE
X-360
IN KIT FORM 2.00



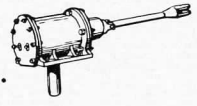
"O" SIDE MOUNT BELL
The Piston "Works"!
X-29 (kit) \$2.00 ea.



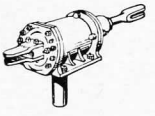
BRACKETS
C-16-36 4 for .75



ENGINE
BRAKE ARM
X-1063 1.00 Pr.



"O" LOCO
BRAKE CYLINDER
X-1016
.85 ea.




"O" TENDER
BRAKE CYLINDER
X-1011
.85 ea.




WORKING BELL
C-16-53 1.50 Ea.



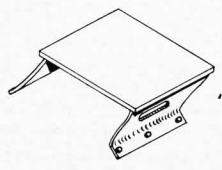
WORKING BELL
CP-210 1.50 Ea.



BELL
X-12 1.25 ea.



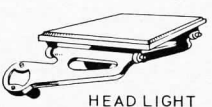
BRAKE GEAR
For 6 Drivers
X-1086 \$3.00



Headlight Bracket
C-16-62R \$1.00 ea.



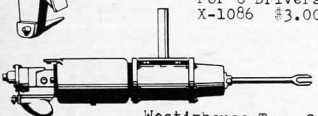
"O" LIGHT BRACKET
X-1027 .85 ea.
can also be used
as a generator
platform.



HEAD LIGHT
BRACKET
C-16-62 1.00 ea.



FORNEY
Rear Light
BRACKET
X-618 1.00 ea.



Westinghouse Type C
BRAKE CYLINDER
X-384 .85 ea.


Guide Yoke Braces
X-1076 1.25 pr.



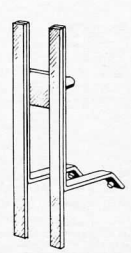
AIR BRAKE
LEVER
C-16-71
.65 Ea.



MOUNTING BRACKET
For Pumps
C-16-24 .75 ea.



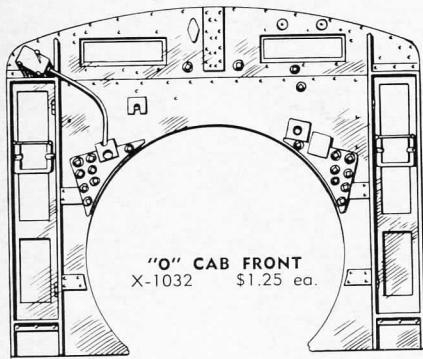
Air Pump
Mount Bracket
X-1074 .75 Ea.



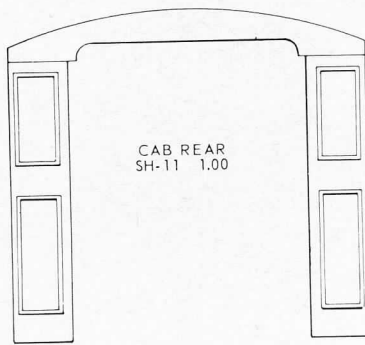
Air Pump
Mount Bracket
C-16-84 .75 Ea.



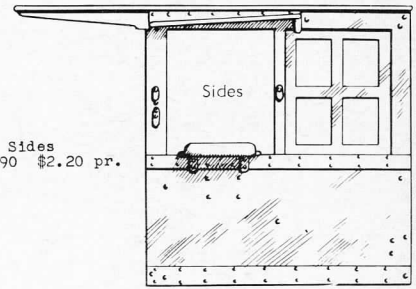
Tender Stay
Bracket
X-1048 .70 pr.




"O" CAB FRONT
X-1032 \$1.25 ea.



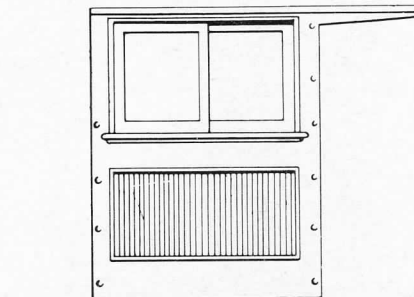
CAB REAR
SH-11 1.00



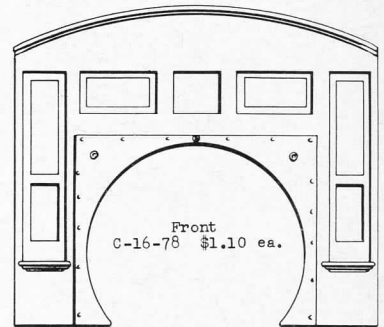
Sides
C-16-90 \$2.20 pr.



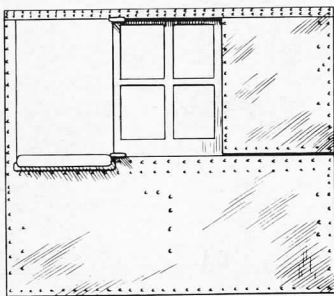
"O" CAB REAR
X-1033 \$1.25 ea.



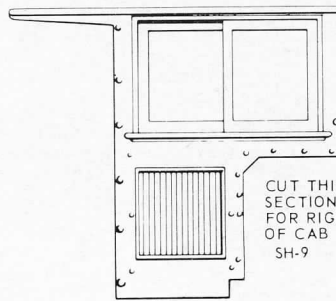
CUT THIS SECTION OUT FOR RIGHT SIDE OF CAB
SH-9 1.25 ea.



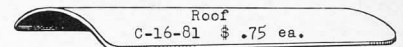
Front
C-16-78 \$1.10 ea.



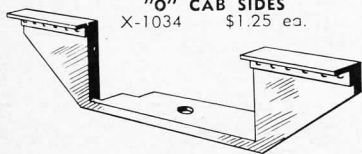
"O" CAB SIDES
X-1034 \$1.25 ea.



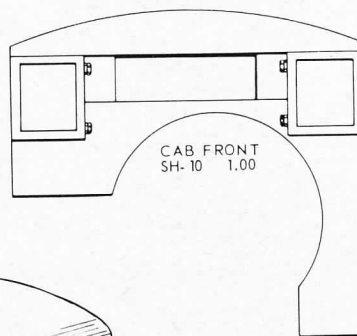
CASTING IS REVERSIBLE




Roof
C-16-81 \$.75 ea.



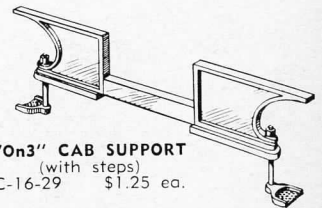
CAB SUPPORT
X-1071 1.00 Ea.



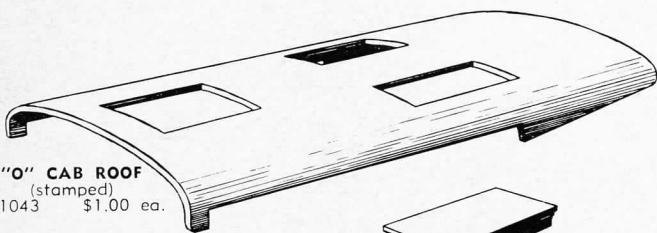
CAB FRONT
SH-10 1.00




Rear
C-16-79 \$1.10 ea.



"On3" CAB SUPPORT
(with steps)
C-16-29 \$1.25 ea.




"O" CAB ROOF
(stamped)
X-1043 \$1.00 ea.



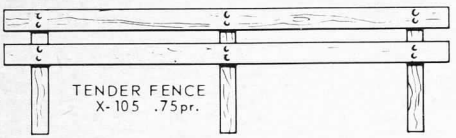
CAB ROOF
SH-12 .75 Ea.



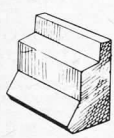
"O" ROOF HATCH
X-1044 .40 ea.



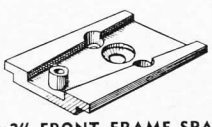
"O" ROOF HATCH
X-1045 .40 ea.



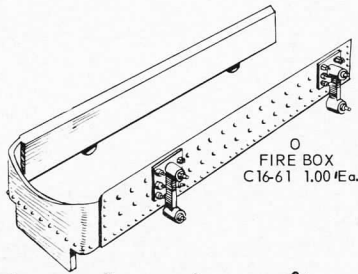
TENDER FENCE
X-105 .75 pr.



"On3" FIRE BOX END
C-16-77 .95 ea.



"On3" FRONT FRAME SPACER
C-16-48 .50 ea.



FIRE BOX
C16-61 1.00 Ea.

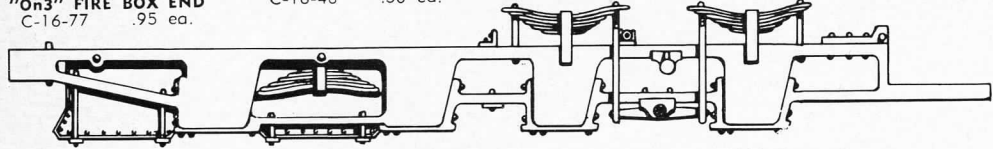


O Scale
OLD TIME
ENGINEER
X-193 .75 Ea.



WHISTLE Steam Chest FLAG
Single Chime Lubricator Stanchion

"OLDIE PARTS"
Solid Brass Turnings
18 pieces X-445 \$1.00



On3 FRAME C16-15 5.00 Pr. UNMACHINED
On3 FRAME C16-15M 6.50 Pr. MACHINED

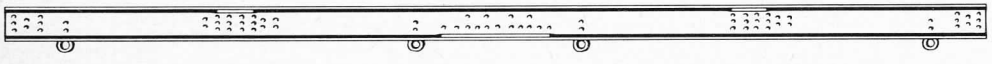


Flag Holders
C-16-08R .50 pr.

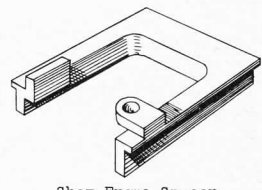


Flag Holders
C-16-08 .50 pr.

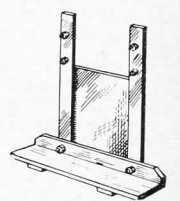
See Page 69 for other
Pilot Beam Details.



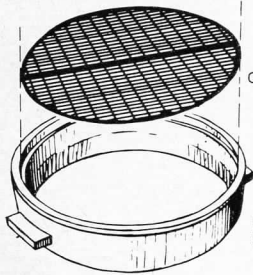
Tender Frame Side Beams
X-1046 2.50 Pr.



Shay Frame Spacer
and Motor Mount
SH-14 \$1.00 ea.

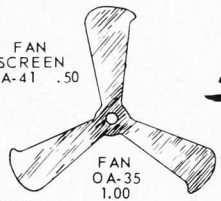


"O" FOOT BOARDS
X-1049 .85 ea.



FAN SCREEN
OA-41 .50

FAN RING
OA-23 .75

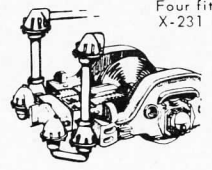


FAN
OA-35 1.00


STEAM FITTINGS



Four fittings
X-231 .75



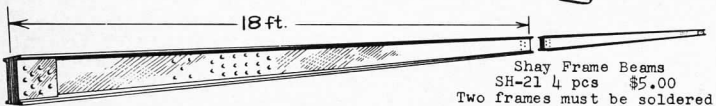
Small Steam Fittings
X-214 Set .50



FITTINGS
IN USE



X-162
RERAIL
FROGS
50¢
Pair



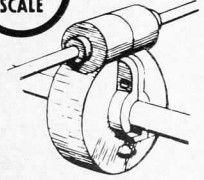
Shay Frame Beams
SH-21 4 pcs \$5.00
Two frames must be soldered
together for each side.



Flex spring connector
(fits 3/32 shaft)
X-1104 1st ea. .50

O
SCALE

BRASS GEAR BOX

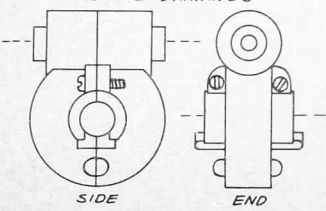


C-16-55	Case 2 pc	\$1.00
C-16-57	Shaft (1/4" long)	.25
C-16-58	30:1 Gear	.75
C-16-56	30:1 Worm	.50
C-16-58SP	40:1 Gear	.75
C-16-56SP	40:1 Worm	.50

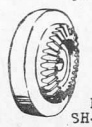
This brass gear box can be used on just about any type of engine from O scale to On3 and thru S scale. It is precision cast and machined for a perfect fit.

GEAR RATIO: 30 to 1
AXEL DIA. 3/16 inch
WORM SHAFT DIA. 3/32 inch

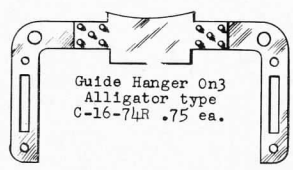
SCALE DRAWINGS



Geared driver center un-machined casting
SH-37A .50 ea.




Bevel Gear
SH-38A .35 ea.



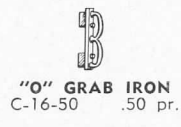
Guide Hanger On3
Alligator type
C-16-74R .75 ea.



Guide Hanger On3
Laird type
C-16-74 .75 ea.



Guide Hangers
X-1070 1.25 Pr.



"O" GRAB IRON
C-16-50 .50 pr.

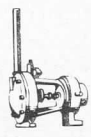
"O" AIR PUMP GOVERNOR
X-1012 .40 ea.



Air Pump Governor
C-16-99 .40 ea.



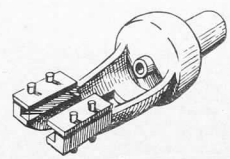
ROOF GRILLS
F-3 DIESELS
(Fits All Nation F-3)
X-197 50 Pr.



Sunbeam Generator
X-215 .85 ea.



Pyle Nat'l Generator
X-216 .85 ea.



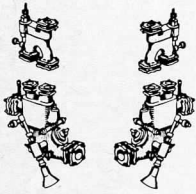
"O" VALVE PISTON GUIDE
X-74 \$1.25 pr.



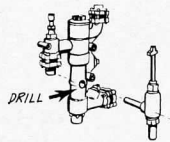
GRAB IRON
X-114 .35 Doz.



STEAM GAUGE
C-16-72 .95 Ea.




**"O" HANCOCK
NON LIFTING
INJECTOR
and
STARTER VALVE**
X-357
R & L set 2.50



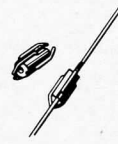
Nathan Non-Lifting
Injector R&L
X-309 \$2.00 pr.



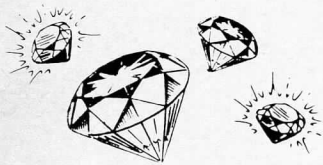
Lifting Injector
C-16-67 \$1.70 pr.



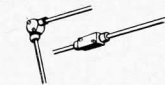
O
CROSS HEAD
INJECTION PUMP
X-621 .85 ea.



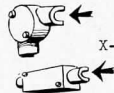
Strain Insulator
traction
X-928A 6 for 1.50



MARKER LAMP JEWELS
.35 DOZEN
Red, Green, Yellow, White, Blue



Junction Boxes
for steam locos
X-1098 4 pc set.85



Junction Boxes
(Diesel)
X-367 .85 pr.



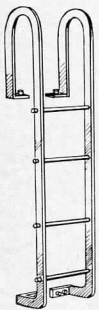
O
JOURNAL
LID
X-908
Set of 8 1.00



Journal
X-72 .50 pr.



"O" PIPE JOINT
X-1013
.40 ea.



Tender
Ladder
X-1051 1.00 Ea.



"O" ENGINE LADDER
X-305 \$1.00 ea.



Mechanical Lubricator
X-95 .75 ea.



O
STEAM CHEST
LUBRICATOR
(two needed per loco)
C-16-69 .65 Ea.



Lubricator
Steam Chest
X-1067 .50 pr.



O
CAB
LUBRICATOR
C-16-65
.85 Ea.



LOGGING ROAD DETAIL
AXE 2' "O"
SAW 6'6" "O"
X-26 3 pc. set .50



O
LOUVRES
X-57 .50 Ea.




Lift Ring
This casting has many applications, however,
it is intended for "lifting rings" when
mounted on the superstructure of a diesel.
6 for .75



WHISTLE Single Chime
Steam Chest Lubricator
FLAG Stanchion

"OLDIE PARTS"
Solid Brass Turnings
18 pieces X-445 \$1.00



MARKER LIGHTS
with jewels
OA-16 .50 pr



MARKER LIGHTS
with jewels
ML-100 .50 pr



MARKER LIGHTS
with jewels
ML-99 .50 pr



AN OPEN SLOT
IS CAST INTO
BACK OF LAMP
FOR MOUNTING.
MARKER LAMP
(less jewels)
ML-107 .75 Pr.



O scale
MARKER
Hollow for bulb
No jewels
ML-109 .75 Pr.

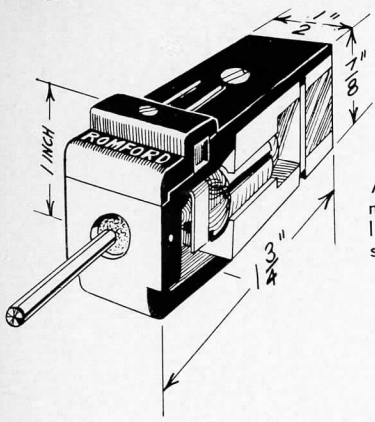


Marker Lights
with Jewels
X-1008 .50 pr.

jewels included
but not mounted

The ML-109 Marker lamp
is also available with
"Grain of Rice" Bulbs
that fit.

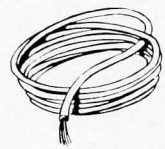
ML-109C list \$1.25 pr.




ROMFORD PHANTOM

A top quality super smooth, 12 volt DC motor MADE in ENGLAND. Available in limited quantity only. Standard 3/32" shaft.


X-300 6.50 Ea.




MOTOR HOOK-UP WIRE
Stranded wire plastic covered.
5 feet in a plastic box.
X-155 5ft. .25c




Lindsay Motor
12 Volt 3/32" Shaft
L-1010 \$9.95 ea.



Pittman Motor
DC-71B
List \$6.50



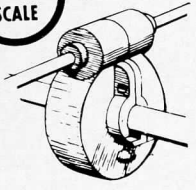
Pittman Motor
DC-91
List \$8.50



PM-10 MOTOR
Double end shaft 5/32 diameter
12 Volts DC List 10.00
Specially suited for our GP-7
and Alco Diesels.

0 SCALE

BRASS GEAR BOX

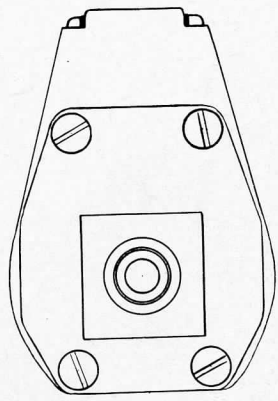
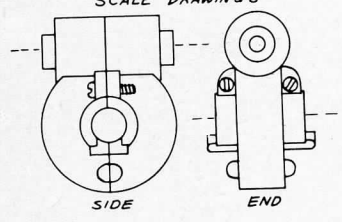


C-16-55	Case 2 pc	\$1.00
C-16-57	Shaft (1/4" long)	.25
C-16-58	30:1 Gear	.75
C-16-58	30:1 Worm	.50
C-16-58SP	40:1 Gear	.75
C-16-58SP	40:1 Worm	.50

This brass gear box can be used on just about any type of engine from O scale to On3 and thru S scale. It is precision cast and machined for a perfect fit.

AXEL DIA. 3/16 inch
WORM SHAFT DIA. 3/32 inch

SCALE DRAWINGS



End View Profile
To show dimensions.



PLASTIC
Scale NUT-BOLT-WASHER

3 Sizes - Square & Hex Nuts

Cast on a shaft - just drill a hole
in your model and insert!

Beautify your models!

X-198

OVER 4 DOZEN - LIST .50

Actual Sizes → (⊙) (⊗) (⊘)




Scale NUT-BOLT-WASHER

ALSO available in BRASS

X-203 (this size ⊙) ----- .50 dozen

X-204 (this size ⊗) ----- .50 dozen

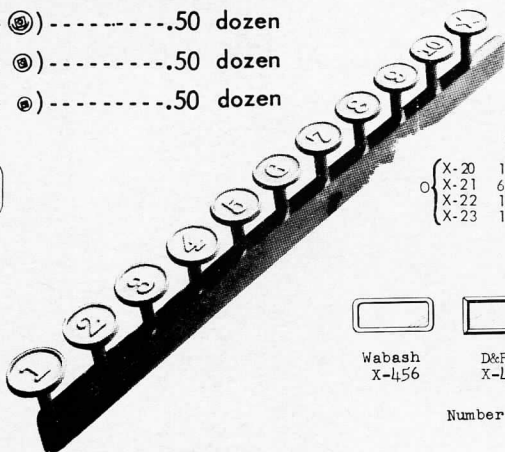
X-205 (this size ⊘) ----- .50 dozen



Diesel
Number Boards
X-117 .70 pr.



Detail
NUT ON BOLT
(less washer)
use these to detail locomotives,
tenders, etc. Drill a hole, insert
and solder in place.
X-386 12 for .75



LOCOMOTIVE
NUMBER PLATES

X-20	1 thru 5	.95 Set
X-21	6 thru 10	.95 Set
X-22	11 thru 15	.95 Set
X-23	16 thru 20	.95 Set



Wabash
X-456



D&RG
X-457

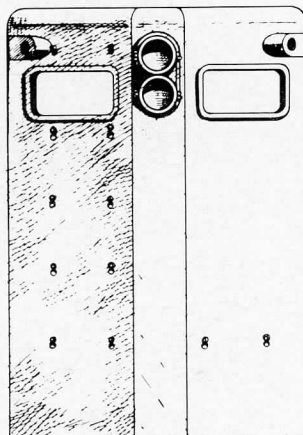


U. P.
X-458

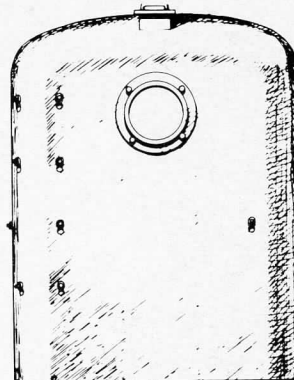


P. R. R.
X-459

Number Plates .35 Each



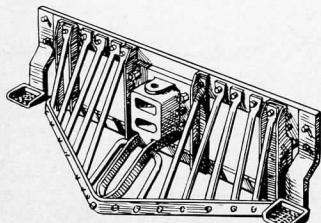
GP-7 NOSE
X-46 4.00 Pr.



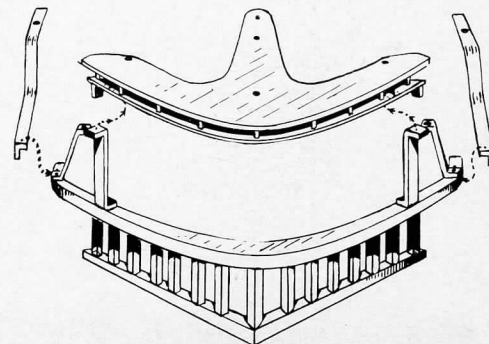
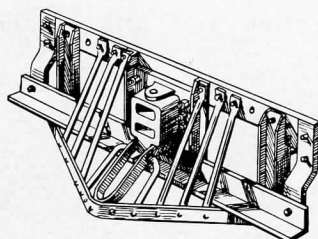
ALCO NOSE
OA-17 4.00 Pr.



Diesel
Number Boards
OA-15 .50 pr.



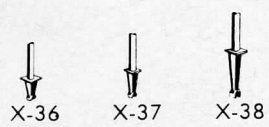
"O" MODERN C-16 PILOT
Parts to make either version.
Order X-184 Coupler if needed.
No. 38 4 pc. set \$2.95



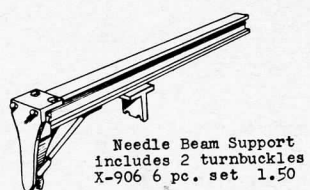
Illinois Terminal Passenger Pilot
(Can be used with X-923 Traction
Radius Bar as shown above)
X-941 Pilot and Braces, set 2.00

Q


Q



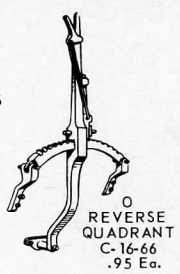
QUEEN POSTS
.75 SET OF 8



Needle Beam Support
includes 2 turnbuckles
X-906 6 pc. set 1.50



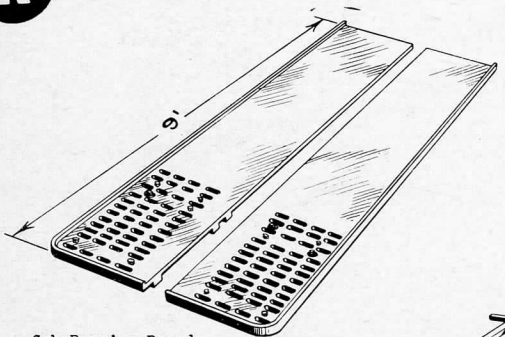
QUEEN POSTS
SH-33 .35pr.



REVERSE
QUADRANT
C-16-66
.95 Ea.

R

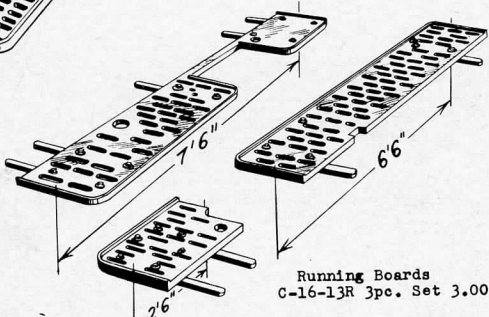
R



Cab Running Boards
C-16-73 2pc Set 2.00



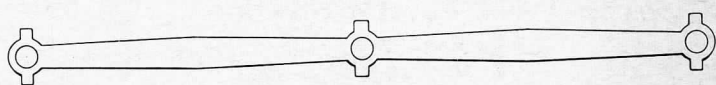
X-162
**REMAIL
FROGS**
50¢
Pair




Running Boards
C-16-13R 3pc. Set 3.00

Running Boards from Wabash Mogul () are available, see parts lists of particular locomotive for number and price. These can be used on many types of locomotives, with minor changes by cutting or filing.

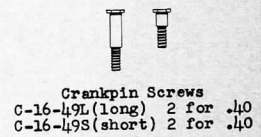
We also have "O" scale Safety Tread that you can cut to any size or shape - see page 83.



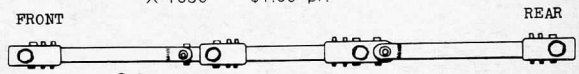
"O" SIDE RODS
X-1031 \$2.50 pr.




"O" MAIN ROD
X-1030 \$1.00 pr.



Crankpin Screws
C-16-49L (long) 2 for .40
C-16-49S (short) 2 for .40



FRONT
On3
SIDE RODS
C-16-63 2.50 Pr.



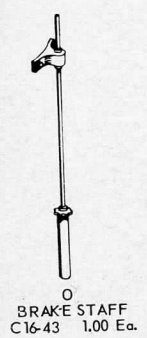
REAR
On3
MAIN RODS
C-16-64 1.00 Pr.



"O" TROLLEY RETRIEVER
X-924 .60 ea.

S

S




BRAKE STAFF
C-16-43 1.00 Ea.



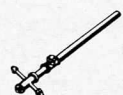
"O" AIR SANDER
X-1020
1.50 Pr.



"O" PICK AND SPIKE MAUL
X-182 .45 set



"O" SANDER PIPES
(for use with modern
C-16-07R Sand Dome)
C-16-83 \$1.00 pr.



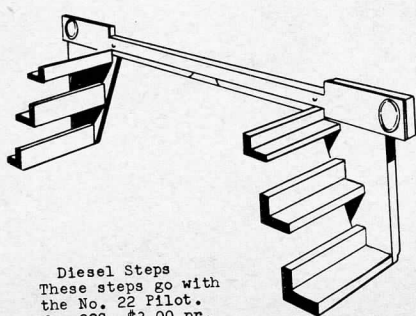
"O" SANDER PIPES
(for use with original
C-16-07 Sand Dome)
C-16-82 \$1.00 pr.



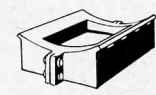
STEPS
these are replacements
for All Nations F-3 steps
that break off.
Repair your diesels.
X-374 set of 3 \$1.00




Car Step
X-369 .50 Dz.



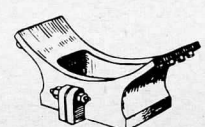
Diesel Steps
These steps go with
the No. 22 Pilot.
No. 22S \$3.00 pr.



Cylinder Saddle
X-622 .65 ea.



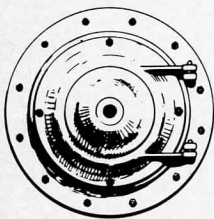
Cylinder Saddle
X-395 .65 ea.



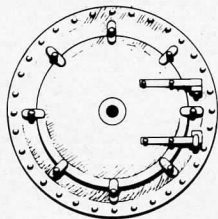
Cylinder Saddle
C-16-25S \$1.00 ea.



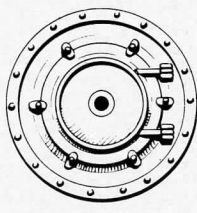
RAIL SPIKES
O
Approx., 350
X-172 .50
1/4 pound
X-173 1.50



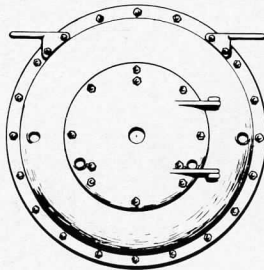
SMOKE BOX FRONT ORIGINAL C16-02 - 1.50



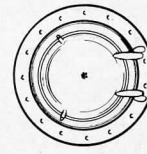
SMOKE BOX FRONT REVISED C16-02R - 1.50




Shay Smoke Box Front SH-3 \$1.50 ea.



Smoke Box Front X-1026 \$1.50 ea.



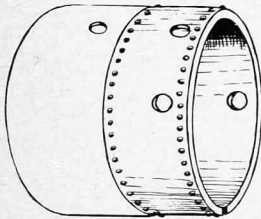
Smoke Box Front X-625 \$1.00 ea.



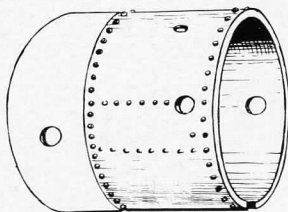
Stack C-16-05c 1.95 2pc.



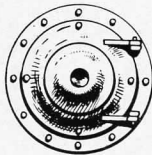
STACK BASE ONLY C16-05B .35



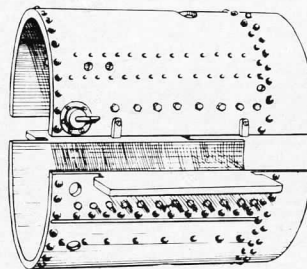
Smoke Box Wrapper Original C-16-51 1.00 ea.



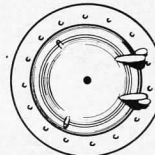
Smoke Box Wrapper Revised C-16-51R 1.00 ea.



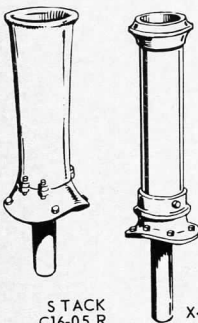
FORNEY X-623 1.00 ea.



"O" SMOKE BOX X-1039 \$3.50 ea.

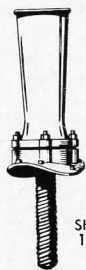


Smoke Box Front X-626 \$1.00 ea.




STACK C16-05 R 1.25

X-616 1.25



SH-4 1.00



OA-34 1.00



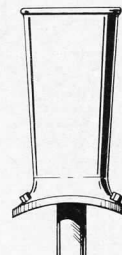
ALCO Steam Gen. STACK OA-42 .60



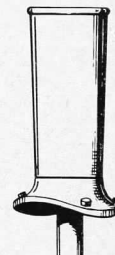
X-56 .60



X-120 .60



"O" STACK X-39 \$1.25 ea.



"O" STACK X-1023 \$1.25 ea.



Diesel Stack X-55 .60 pr.



OA-46 .25



OA-47 .10

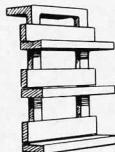
OA-48 .10



Diesel Stack X-392 .60 ea.



Interurban Car Step X-67 1st .85 ea.



SH-13 .25 Ea.



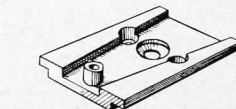
Car Step X-369 .50 Dz.



On3 or S STEP X-24 .50 DOZEN



Tender Step C-16-91 .90 Pr.



"On3" FRONT FRAME SPACER C-16-48 .50 ea.

TENDER STEP X-1019 .85 ea.




STEP C-16-37 .90 pr.



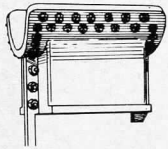
STEPS these are replacements for All Nations F-3 steps that break off. Repair your diesels. X-374 set of 3 \$1.00



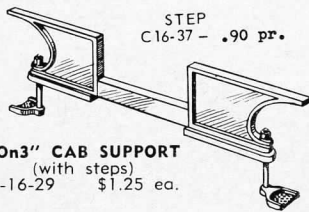
GP-7 DROP STEP X-254 .75 Pr.



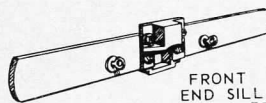
On3 Rear Frame Spacer C-16-52 .50 ea.



CYLINDER SADDLE X-1064 2.00 Ea.



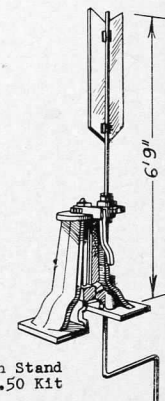
"On3" CAB SUPPORT (with steps) C-16-29 \$1.25 ea.



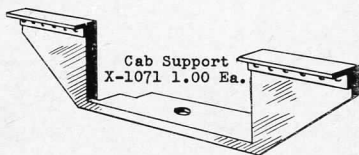
FRONT END SILL C-16-35 -.75



Cleaning Hole Lid for smoke box X-252 .70 pr.

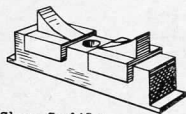


Switch Stand X-460 1.50 Kit

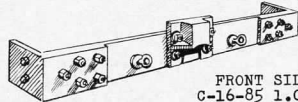


Cab Support X-1071 1.00 Ea.

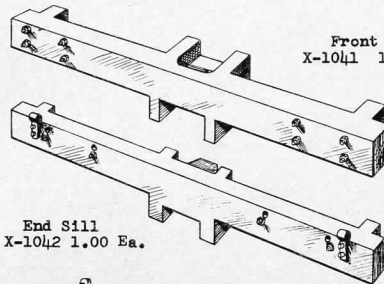
Front Sill X-1041 1.00 Ea.



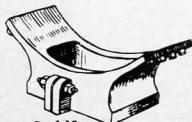
Shay Saddle SH-35 .85 Ea.



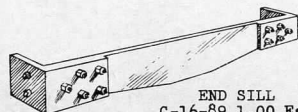
FRONT SILL C-16-85 1.00 Ea.



End Sill X-1042 1.00 Ea.



Saddle C-16-25S 1st \$1.00 ea.



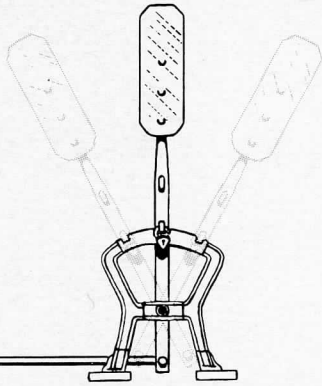
END SILL C-16-89 1.00 Ea.



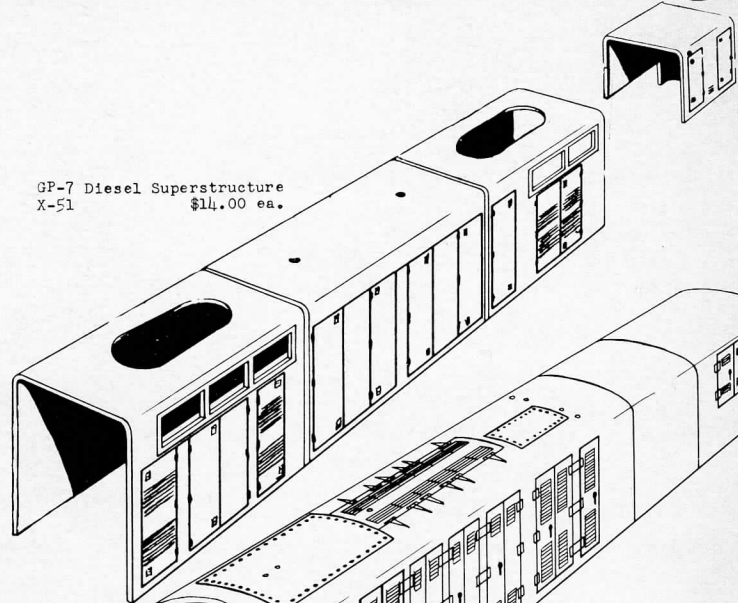
BODY STAY C-16-36 .set. of 4 -.75




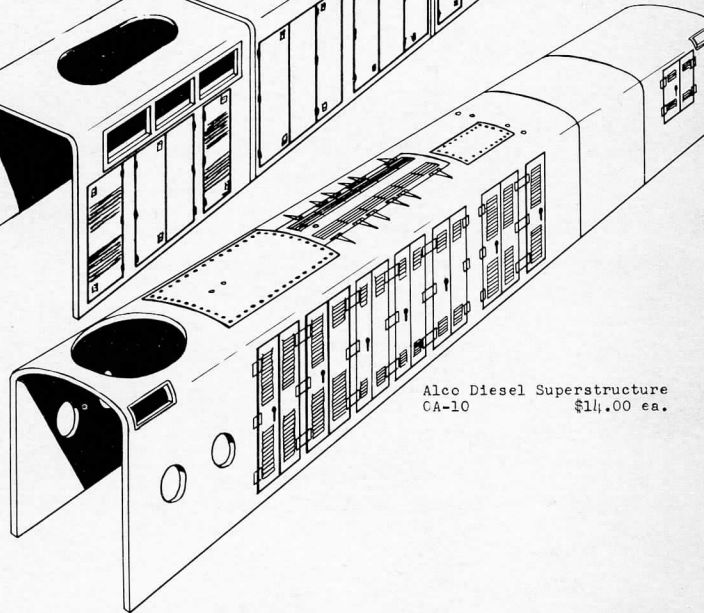
Harp Switch Stand
X-473 \$1.95 Kit



GP-7 Diesel Superstructure
X-51 \$14.00 ea.



Alco Diesel Superstructure
CA-10 \$14.00 ea.




These Screens are punched clean through the brass. This added realism does much to improve the detailed appearance of your diesel locomotive.

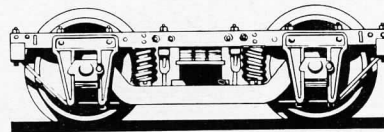
GP-7 Screen X-53 list \$1.00 set
(set is as shown above)



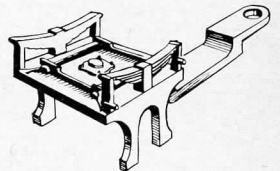
On3 SCALE TRUCKS



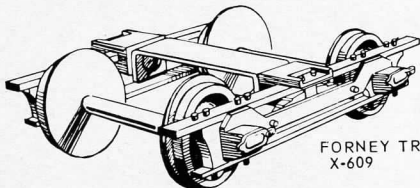
On3
Tender Truck
C-16-87 3.25 Pr.



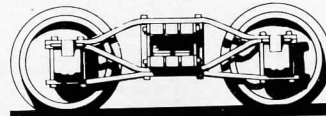
On3 PASSENGER
TK-476 3.25 Pr.



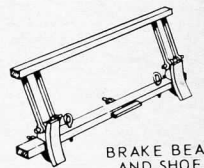
On3
LEAD TRUCK
with 24" wheels
C16-22 1.75 Ea.



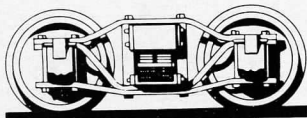
FORNEY TRAILING TRUCK
X-609 1.75 ea.




On3 LEAF SPRUNG
TK-477 3.25 Pr.




4 FOOT
ARCH BAR
TK-478 3.25 Pr.




On3 TENDER
TK-475 3.25 Pr.



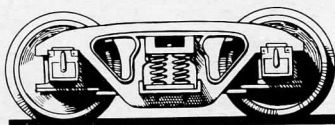
SHORT
ARCH BAR
TK-479 3.25 Pr.



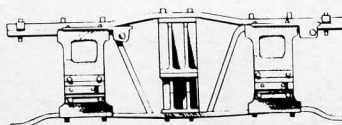
C16 TENDER TRUCK
C16-44 3.25 Pr.



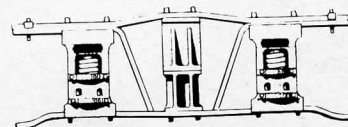
TRUSS ROD BRACKETS
SH-34 3pc. set .25



On3
Andrews Truck
TK-474 3.75 Pr.

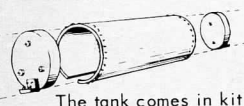


TRUCK SIDE
Geared Side
SH-20 .50



TRUCK SIDE
Plain
SH-19 .50

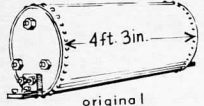
All trucks on this page, will also be available in O gauge, same price, after Dec. 1, 1960.



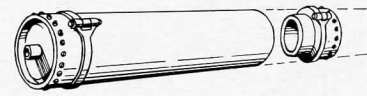
The tank comes in kit form with cast ends and flat wrapper. It has to be formed and soldered. End castings are reversible.



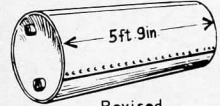
DIESEL AIR TANK
OA-36 1.50 pr.



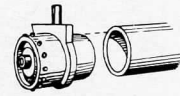
original TENDER TANK
C16-34 Complete \$1.00



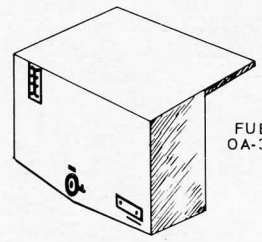
Air Tank
C-16-93 1.00 3pc. Set



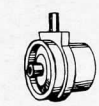
Revised TENDER TANK
C16-34R Complete \$1.00



FUEL TANK
OA-37 1.50 Pr.



Sanding Tank
SH-40 1.50 pr.



TURNBUCKLES
X-907 Set of 4 .50

"O" AIR TANKS
Cast ends, with brass tubing. This set makes up 3 Air Tanks of any length you select. Set = 6 ends and 6" of tubing.
X-1028 \$1.50 set

O SCALE

Tie plates

SENSATIONAL

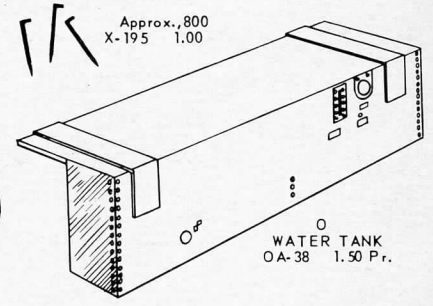
FOR SCALE APPEARANCE

X-27
1.00 LIST PER 100

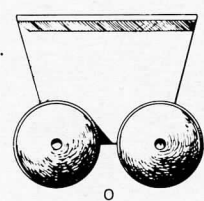


For quantities of 1000 or more ask for a quotation. State quantity.

For accurate foreground detailing these tie plates can be used with four scale spikes. For this purpose order X-195 spikes.



WATER TANK
OA-38 1.50 Pr.



GP-7 AIR TANK ENDS
X-61 1.00 Pr.

Approx. 800
X-195 1.00



UNIVERSAL DRIVE SET

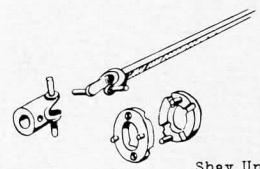
Steel sockets with set screw. Ber. Copper ball joints.

Two sockets and three ball joints make up one set.

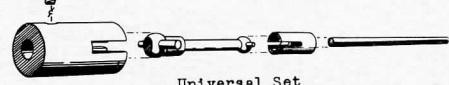
X-163 1.00 Set



UNIVERSAL SET
Ball, socket and tube.
X-291 .75 Set




Shay Universal Joint
SH-23 .50 set



Universal Set
M-61 \$1.35 set
This double universal enables a locomotive to take S curves without difficulty.



Universal set X-1109
consists of one each X-1107 and X-1108 list .90



Ball Joint
X-1108 .40 ea.

Nylon Socket
X-1107 .55 ea.

Universal set X-1110
consists of 2, X-1108 and 1, L-822 Shaft X-1110 \$1.00 set

Universal set X-1111
consists of 2, X-1107 and 2, X-1108 and 1, L-822 Shaft X-1111 \$1.75 set

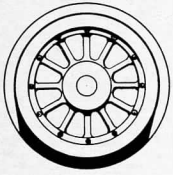


Flex spring connector
(fits 3/32 shaft)
X-1104 list ea. .50

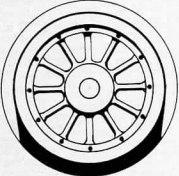
All shafts shown are 3/32 diameter and fit the component parts shown on this page.



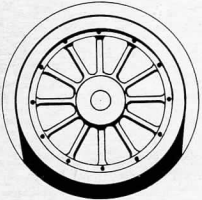
Spoked Wheels
Unmachined Castings



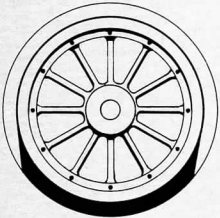
33" X-351
\$1.20 pr.



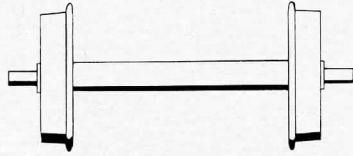
36" X-352
\$1.20 pr.



40" X-353
\$1.20 pr.



45" X-354
\$1.20 pr.



O WHEELS

WA-203 33" .50
WA-204 36" .50
WA-205 40" .50

On 3 WHEELS

WA-210 24" .50
WA-211 26" .50

SQUARE BRASS WIRE

Straight lengths
.050" x .050"
6 pieces 11 3/4 long
X-493 \$1.00

BRASS WIRE

Round Wire

Suitable for "piping" on locos.
The use of different sizes to
represent different pipe dia-
meters, adds to the realism of
your models.

.025 is best suited for "O"
scale handrails.

X-177	-	.020"
X-296	-	.025"
X-297	-	.030"
X-298	-	.035"
X-299	-	.040"

5' COILS list .50

STRAIGHT BRASS WIRE

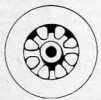
12" lengths Round

X-485	24 gauge	(.020)
X-486	22 "	(.025)
X-487	20 "	(.030)
X-488	19 "	(.035)
X-489	18 "	(.040)

NOTE: Code number represents
standard package of 6 lengths.
list \$1.00

CENTERS ONLY, UNMACHINED

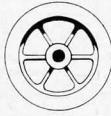
On 3
GALLOPIN
GOOSE
WHEELS



Front
X-137 .80 pr.



Power Truck
X-138 .80 pr.



Rear
X-139 .80 pr.



X-89 .85 Ea.



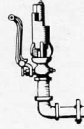
X-90 .85 Ea.



X-337
Top Mount



X-480
Left Mount



X-481
Rear Mount



X-1075
Right Mount

Chime Whistles that mount as needed

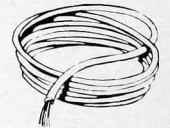
All Whistles .85 ea.



Whistle
C-16-76 .85 Ea.



HEX
SOCKET
WRENCHES
X-233 3/32 inch .50 Ea.
X-234 5/64 inch .50 Ea.



MOTOR HOOK-UP WIRE
Stranded wire plastic covered
5 feet in a plastic box.
X-155 5ft. 25¢

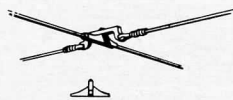


WHISTLE Single Chime
Steam Chest Lubricator
FLAG Stanchion

"OLDIE PARTS"
Solid Brass Turnings
18 pieces X-445 \$1.00



O & HO
Trolley Wire
Hangers
(straight)
X-901 1.50 dz.



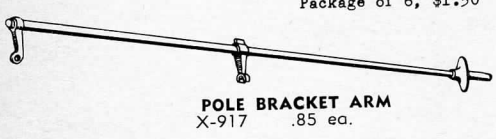
O & HO
Trolley Wire
Hangers
(Curves)
X-902 1.50 dz.

0
SCALE

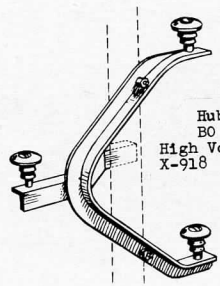
TROLLEY PARTS

LINE POLES
(not illustrated)
Brass Tubing
3/16 diameter X 9 1/2"
X-940 List .25 ea.

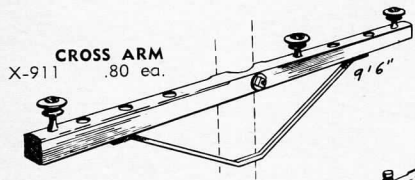
Pointed Metal Type
Wood Type
Plain Metal Type
X-931 X-932 X-933
Pole Caps
3 styles
Package of 6, \$1.50



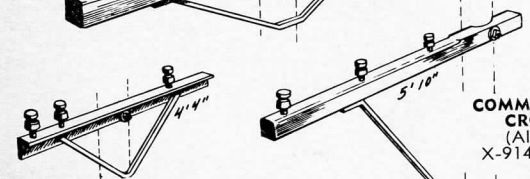
POLE BRACKET ARM
X-917 .85 ea.



Hubbard
BO Arrow
High Voltage AC
X-918 1.50 ea.

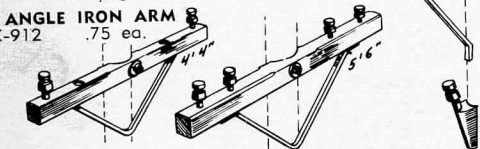


CROSS ARM
X-911 .80 ea.

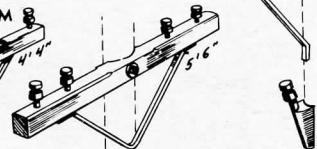


ANGLE IRON ARM
X-912 .75 ea.

COMMUNICATION LINE CROSS ARM (Alley Type)
X-914 .75 ea.

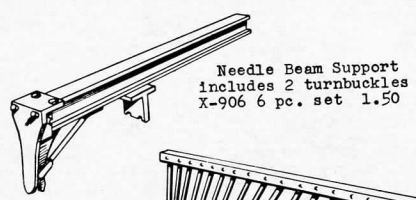


CROSS ARM
X-913 .75 ea.



COMMUNICATION ARM
X-915 .75 ea.

WESTERN UNION TYPE BRACKET
X-916 4 for 1.00



Needle Beam Support
includes 2 turnbuckles
X-906 6 pc. set 1.50



O & HO
Trolley Wire
Hangers
(Curves)
X-902 1.50 dz.


Ill. Term. Traction Pilot
Truck mounted type
X-905 1.25 ea.



O & HO
Trolley Wire
Hangers
(straight)
X-901 1.50 dz.



Hedley Anti-Climber
(6" high 7' Across)
X-903 .50 ea.



Ill. Term. Class C
Loco end sill
X-904 1.00 ea.

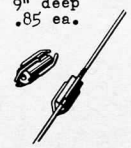
TURNBUCKLES
X-907 Set of 4 .50




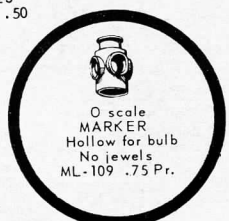
Ohio Brass
Traction Headlight
12" diam. 9" deep
TR-12 .85 ea.



Strain Insulator
X-928 6 for 1.50




O scale
MARKER
Hollow for bulb
No jewels
ML-109 .75 Pr.

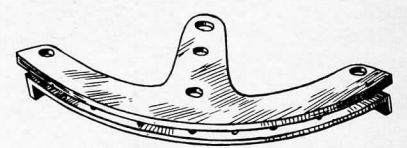


**GEARED DRIVE
36" WHEELS**
X-275 \$7.50 ea.

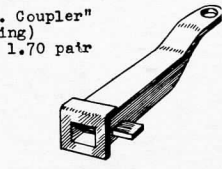
The Kemtron, standard "O" scale 36" wheel, geared drive unit can be altered to a short wheel base traction truck and used with the Baldwin MCB trucks shown below. The sketch above shows, in "Ghost" image, the portions to be cut off to shorten the wheel base. See other side of sheet for actual application.



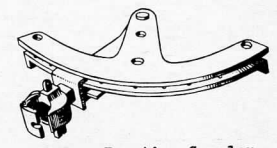
"Sharon M.C.E. Coupler"
(operating)
X-921 1.70 pair




Traction Radius Bar
X-923 1.00 ea.




Traction
Coupler Carrier
X-922 1.00 pr.



Sharon Traction Coupler
Complete kit (operating)
Includes X-921, X-922, X-923
Kit X-930 4.00 pair

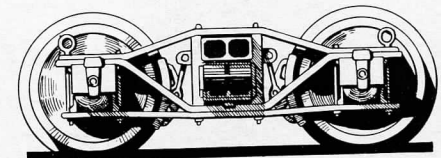


Baldwin MCB Trucks
6'6" wheelbase
X-927 7.50 pr.



JOURNAL
LID
X-908
Set of 8 1.00

Fully sprung and sharply detailed in brass, this new Kemtron Baldwin MCB interurban truck for "O" scale traction was assembled from the kit. The upper photo shows the truck as is. Lower photo shows X908 lids on truck. You file off the lid as originally cast and solder on the X-908's.



"O" ARCH-BAR TRUCKS
X-1040 \$5.95 pr.

This arch bar truck has many uses for the traction modeler, such as box cars, MW equipment and Caboose. Though Caboose were not the rule in interurban railroading there were many exceptions, such as Illinois Terminal, Sacramento Northern, Pacific Electric, Denver Intermountain, Bamberger Electric, Salt Lake Garfield, Western, etc.

As for powered cars, several small steeple cabs and a standard type of side dumping ballast car (powered) called the Differential Dump Car, had arch bar trucks. Some interurban box cars or express cars had variations of the arch bar type and most modelers will be well pleased with these trucks.

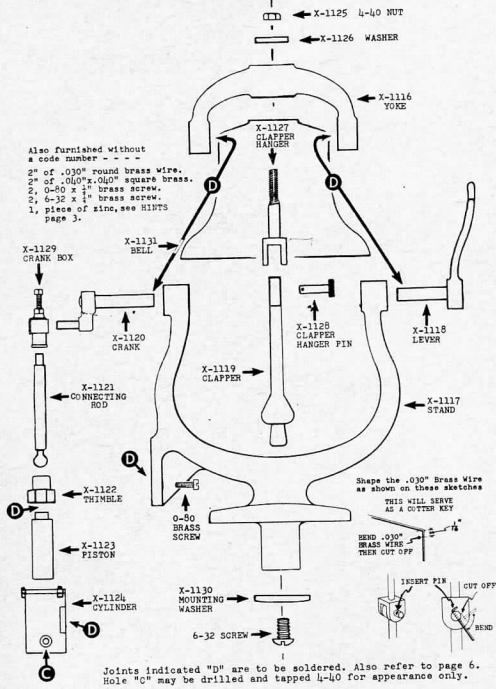
Kemtron SCALE BELL

This scale model of the Baldwin Locomotive is a superb example of craftsmanship in brass.

When assembled, either polished or painted, it will satisfy the most critical connoisseur of "fine" things.

Exploded Assembly Plan and Parts List

1 1/2" SCALE BELL Complete KIT X-1115



Complete KIT X-1115 LIST \$17.50

Kemtrons 1 1/2" Scale Bell has many uses - here are a few suggestions.

1 1/2" SCALE BELL

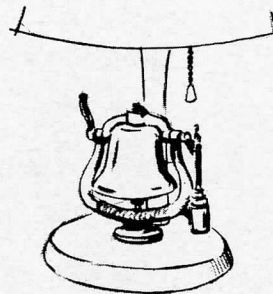
Parts and Price List

Complete Kit X1115 list \$17.50


X1116	Yoke	-----	1.25
X1117	Stand	-----	6.00
X1118	Lever	-----	.95
X1119	Clapper	-----	.95
X1120	Crank	-----	.95
X1121	Connecting Rod	-----	.75
X1122	Thimble	-----	.75
X1123	Piston	-----	.35
X1124	Cylinder	-----	1.00
X1125	Nut (special 4-40)	-----	.15
X1126	Washer (special)	-----	.15
X1127	Clapper Hanger	-----	.85
X1128	Clapper Hanger Pin	-----	.35
X1129	Crank Box	-----	.85
X1130	Mounting Washer	-----	.15
X1131	Bell	-----	3.15

Also furnished without a code number

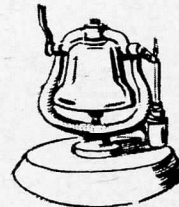
2"	of .030" round brass wire		
2"	of .040" x .040" Sq. brass		
2,	0-80 x 1/2" Brass screw	.25	
2,	6-32 x 1/4" Brass screw		
1,	piece of zinc, for plating bell		
1	Instruction sheet	-----	.10



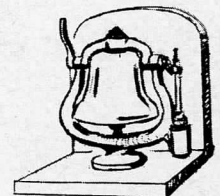
DESK LAMPS



PEN SET



DESK PIECE



BOOK ENDS

SAL MET

Solders all Metals



SAL- MET is generally accepted by most modelers as the best flux available for soldering zamac and other hard to solder to metals. Try some today.

X-249 1.00 Jar



MOLUB-ALLOY
(an all purpose lubricant)
X-103 .50 tube
A superior quality lubricant that does not harden in gear boxes. It protects all working parts with a tenacious slippery film that stays where it's put for constant lubrication.

LUBRIPLATE

The Modern Lubricant




One of the finest lubricants available for good long lasting lubrication of fine mechanisms such as scale model trains. It stays put and prevents wear on vital gears when other lubricants are long gone. This is a must to every model railroader.

X-159 .50 Jar

SOLDER PAINT


This material does away with all fear of soldering. Nothing like it anywhere. Read the label as printed.

Kemtron Solder Paint
A POWDERED SOLDER, IN PASTE FORM, WITH SELF CONTAINED FLUX (NON-CORROSIVE)




AFRAID TO SOLDER?
Kemtron's new Solder Paint the likes of which ain't! Dab on or sparingly smear to eliminate Soldering FEAR. Heat with iron or torch. You'll find it Strictly ZORCHI!

INSTRUCTIONS
Apply sparingly to surfaces being soldered. Heat with torch or iron till solder flows. Flux will bubble out dark indicating solder has melted.
1. Water will remove flux residue leaving the work clean.
2. Used sparingly you will not have "lumps", of excess solder to clean.
To thin solder paint, add water if necessary.
KEMTRON PRODUCTS CO.
750 Fulton St. Fresno, Calif.




only 75¢ → A little, goes a long way. →




ETCHED MATERIALS (BRASS)


The patterns are etched into relief on the brass. Painting the etched materials does not obliterate the pattern.



60



70




80


SCREEN (Brass)

Aproximately 4" X 6" .50 EA.

ETCHED WOOD, SCRIBED AND GRAINED




SHEETS 5" X 7"




2.00 EA.

SAFETY TREAD



TT
4 1/2 x 5 1/2
X-1100
\$2.00 ea.

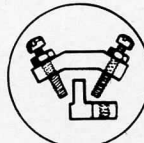



HO-00-S
5x7
X-1101
\$2.00 ea.



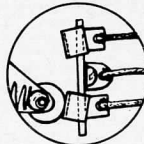
O SAFETY TREAD
X-1102(5x7) \$2.00 ea.
X-1103(5x12) 4.00 ea.
X-375 (1/2x12) .75 pr.

SWITCH MACHINES



ADJUSTABLE THROW...

Adjust screws for minimum full switch point throw only, allowing toggle to operate fully by means of two screws on crank and tighten lock nuts.



POLARITY CONTACTS...

Contact is made by roller on toggle lever with contact springs at either full throw position. Adjust springs by bending slightly if necessary to obtain firm contact. Wire contacts as per diagram.

HEAVY DUTY SWITCH MOTOR

No. L-1085.....Price \$ 3.25

A high quality switch motor designed by Lindsay Products of heavy die cast and steel construction, adaptable to all gauges. It is small in size for good track side appearance . . . can be mounted on either side and above or below the road bed.

Completely assembled with polarity contacts. Fully adjustable toggle action throw. Powerful iron clad double solenoid.

SCALE RULERS



AN ABSOLUTE MUST.....

A great aid for constructing scale models.
Engraved on metal, clearly legible
43½ scale feet long.
S scale X-18075ea.


General Rule
HO and O Scale
X-211 \$1.25 ea.

The new "GENERAL" Model Railroader Reference rule in HO and O scale. Ruler is 87 Ft. in HO and 48 Ft., in O.

The rule is stainless steel. The back has a wealth of information related to drills and taps of great use to model railroaders.

Please order by scale and number!


SWITCH MACHINE



This is the new Kemtron "positive lock switch machine" with DC accessory circuits for signals or any other remote control device. Complete illustrated hook up chart comes with each machine. Try one and you'll want a dozen. No finer machine at twice the money.

X-250

LIST \$2.00 ea.



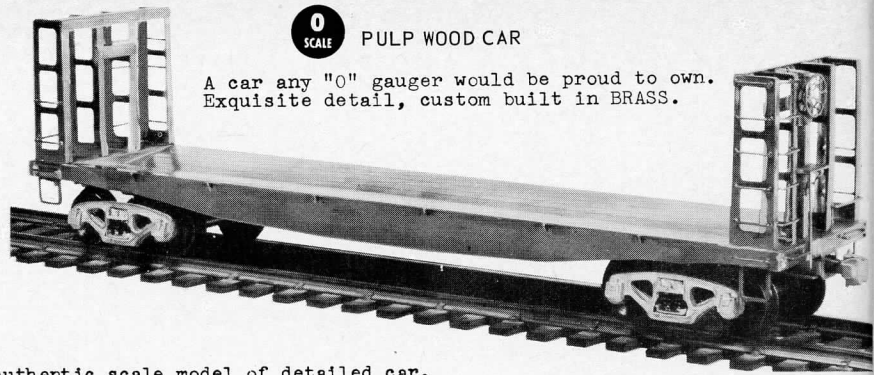

“Wing type” SNOW PLOW

Made with heavy gauge brass, this all brass Snow Plow is custom built, ready to roll.

Exceptional quality and rich in detail, to satisfy the most critical modeler.

This O Scale snow plow is furnished less trucks and couplers.

JI-323 list \$9.65



0
SCALE

PULP WOOD CAR

A car any "0" gauger would be proud to own. Exquisite detail, custom built in BRASS.

Authentic scale model of detailed car. Fully insulated bolsters that prevent shorting in operation.

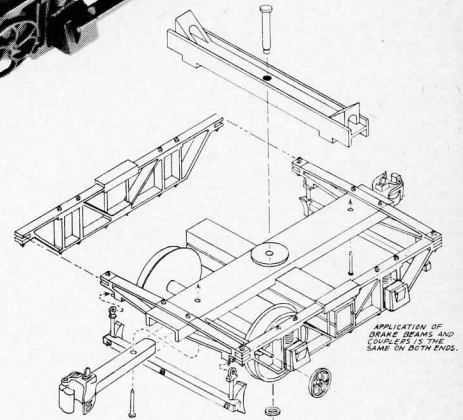

JI-320 \$6.75 Each
(Less trucks and couplers)

"LOG-BUGGIE" IN "0" SCALE

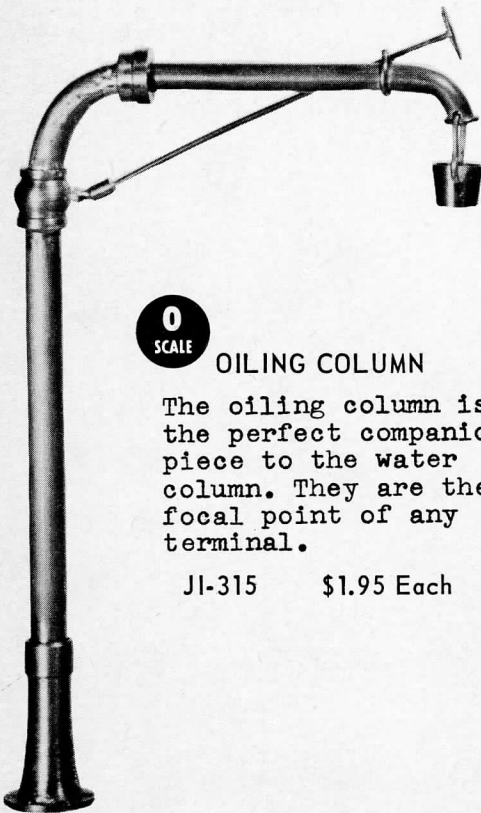
Sharply detailed lost wax castings combine to create these beautiful KEMTRON Log Buggie's.

Complete with wheels and couplers

X-700 \$9.95 Pair



APPLICATION OF DRUMS, BEAMS, AND COUPLERS IS THE SAME ON BOTH ENDS.

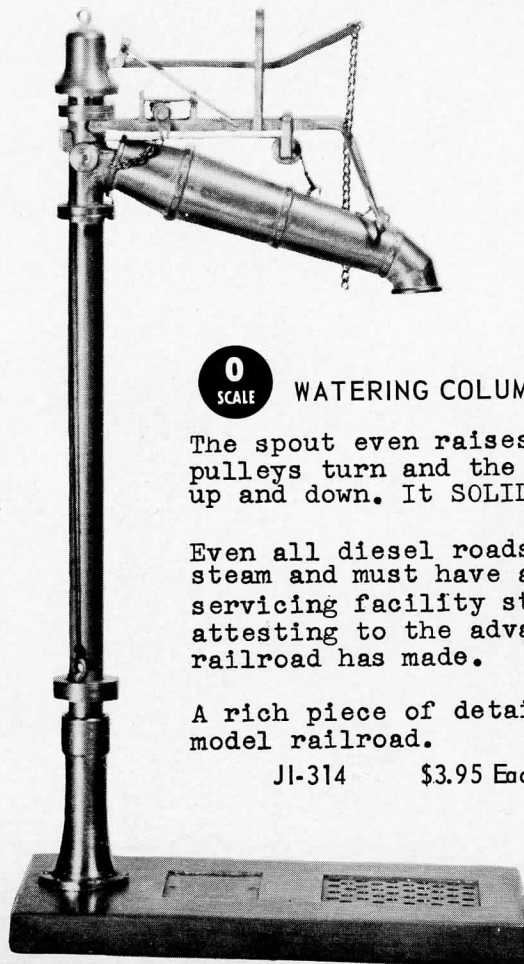


0
SCALE

OILING COLUMN

The oiling column is the perfect companion piece to the water column. They are the focal point of any terminal.

JI-315 \$1.95 Each



0
SCALE


WATERING COLUMN

The spout even raises and lowers, pulleys turn and the weight moves up and down. It SOLID BRASS too!

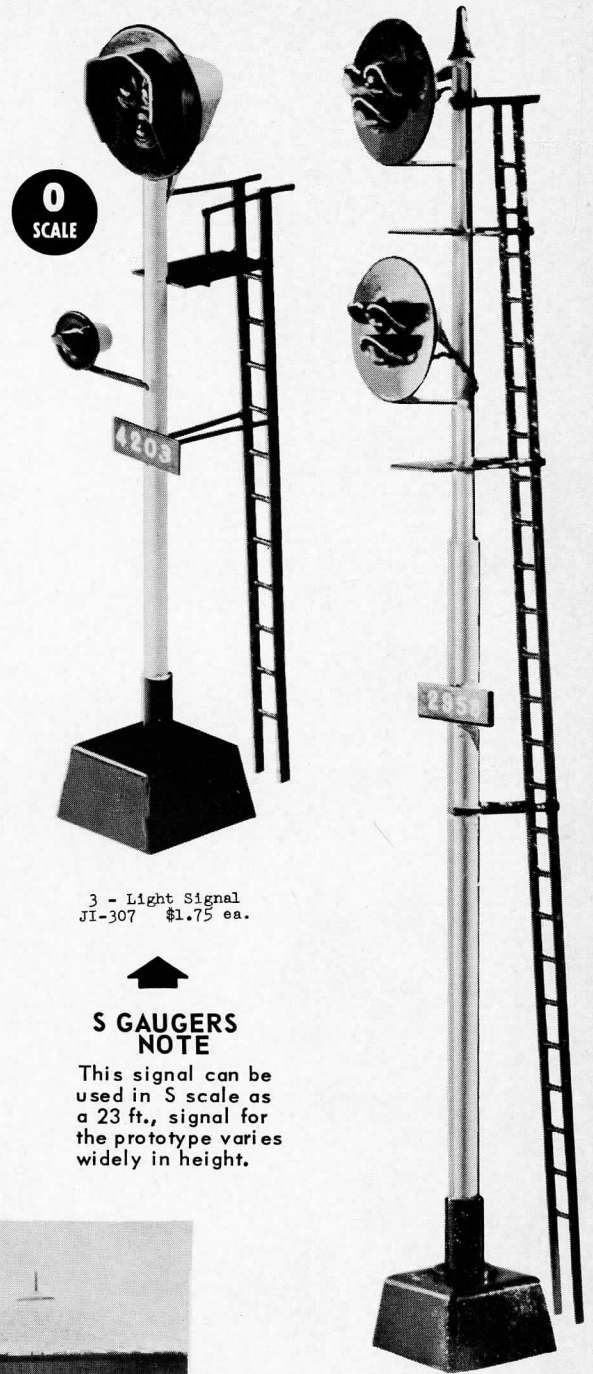
Even all diesel roads were once steam and must have an old steam servicing facility still about attesting to the advances the railroad has made.

A rich piece of detail for any model railroad.

JI-314 \$3.95 Each



OIL TANK
JI-316 \$4.10 ea.




3 - Light Signal
JI-307 \$1.75 ea.

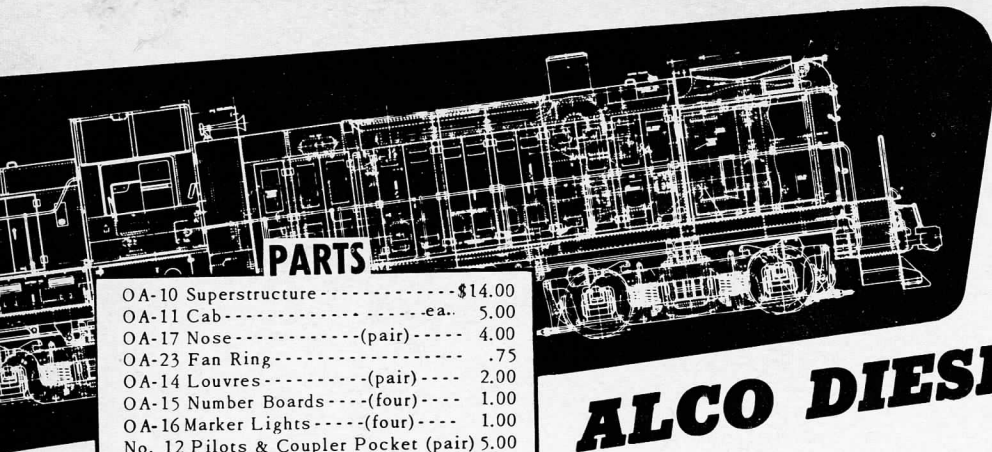
↑
**S GAUGERS
NOTE**

This signal can be used in S scale as a 23 ft., signal for the prototype varies widely in height.

6 - Light Signal
JI-308 \$2.25 ea.



Your layout can have "realism" with Kentron Tanks, Water and Oil Columns.



PARTS

- OA-10 Superstructure-----\$14.00
- OA-11 Cab-----ea. 5.00
- OA-17 Nose------(pair)---- 4.00
- OA-23 Fan Ring----- .75
- OA-14 Louvres------(pair)---- 2.00
- OA-15 Number Boards-----(four)--- 1.00
- OA-16 Marker Lights-----(four)--- 1.00
- No. 12 Pilots & Coupler Pocket (pair) 5.00
- No. 12S Pilot Skirt------(pair)--1.60
- OA-18 Main Frame----- 5.00
- OA-18A 1/8 x 3/8 x 12" brass bars (pair) 1.80
- OA-19 4 Wheel Truck Side Frame--ea. 2.50

- OA-21 4 Wheel Truck Bolster for All-Nations Geared Unit-----ea. .50
- OA-22 Air Cylinder for 4 wheel trucks ea. .50
- Screws 2- 56 x 1/2 for bolster-----ea. .02
- * OA-24 40" Drivers assembled (no gear)ea. .50

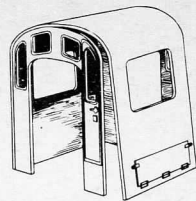
- OA-25 Complete Trucks (dummy)
4 wheel (pair)--14.75
- OA-26 6 wheel truck side frames
(four)--ea.2.50

- OA-27E Equalizing bolster for powered
6-wheel trucks----2.00
- OA-28 6 wheel truck air cylinders
(four sets)-----ea. .50
- OA-28A Levers-----ea. .25
- OA-30 COMPLETE SIX WHEEL TRUCKS
(pair)--15.95

- OA-32 Stanchions----Set of 22-----3.30
- OA-32 FR--Stanchions ----(set of 4) 1.00
- OA-33 Horn-----pair----- .75
- OA-34 Vent Stack-----1.00
- OA-35 Fan (3 blade)-----1.00
- OA-36 Air Reservoir----- pair 1.50
- OA-37 Fuel Tank----- pair 1.50
- OA-38 Water Tank----- pair 1.50
- OA-39A Battery Box (L)----- .75
- OA-39B Battery Box (R)----- .75
- OA-40 Fuel Tanks----- pair 1.50
(used by Santa Fe for long haul)
- OA-41 Fan Screen----- .50
- * OA-42 Steam Generator Stack----- .60
- * OA-43 Insulating bolsters-----pair-.60
- * MOTOR Permag (Pittman)
double shaft-----10.00
- OA-44 Couplers-----pair .50

* Items marked with an asterisk are not included as standard in the kit at 49.95.


O
SCALE



AIR HORN
OA-33
.75 p.r.

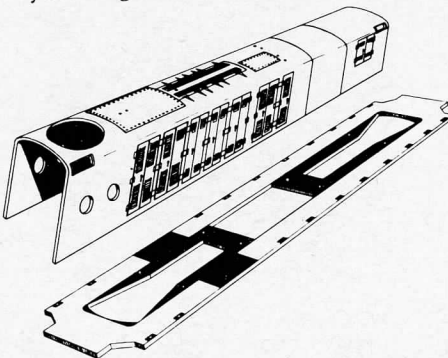
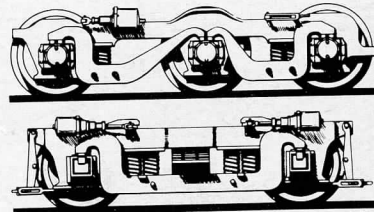
● DUMMY KIT ----- 49.95

ALCO DIESEL


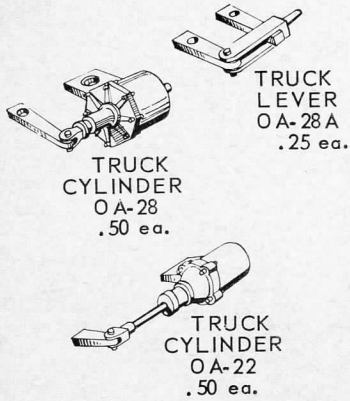


Built by Dr. J. E. Andes

It is real looking, a startling model so truly reproduced. Kemtron's "O" scale Alco Road diesel will capture you. The assembly is really quite easy. Hoods are preformed. Other parts are either cast or furnished flat with "V" grooves milled on the reverse side for easy and accurate bending. You can use your fingers to bend them.



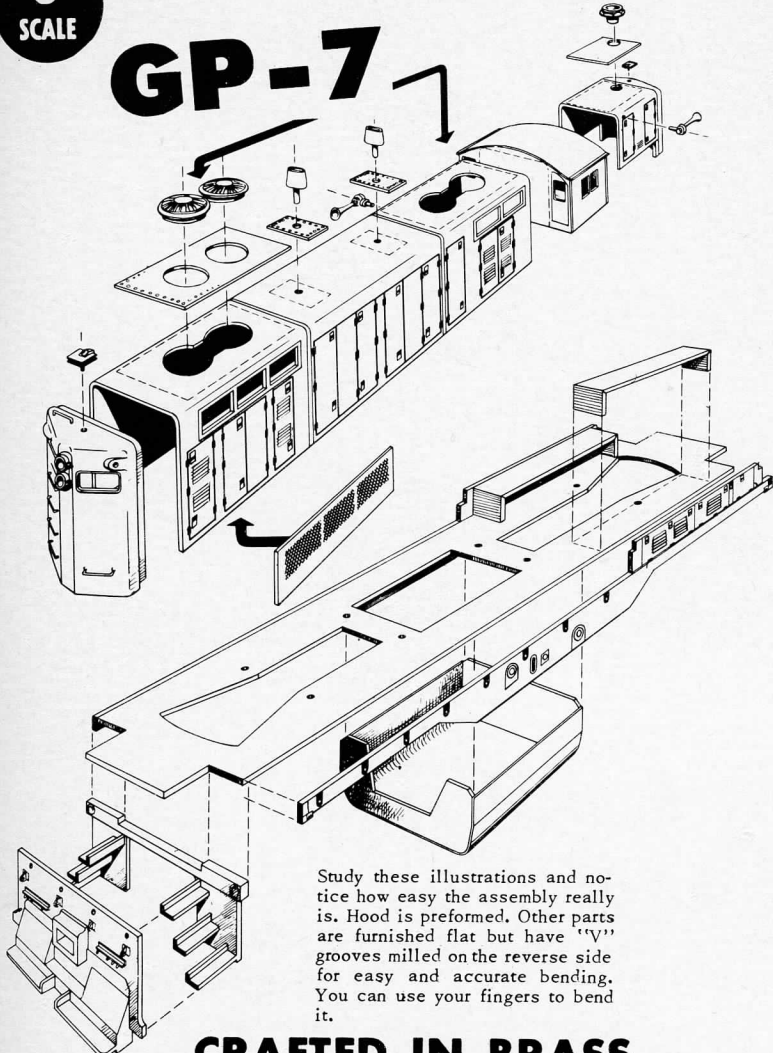
It is available with either 4 wheel or 6 wheel trucks. Please specify when ordering. Heavy gauge brass throughout, richly engraved body and parts, plus sharply detailed lost wax castings. Each part fits. If you are able to solder at all, you can easily assemble this Kemtron Alco Road diesel.



Built by James B. Davis

O
SCALE


GP-7



Study these illustrations and notice how easy the assembly really is. Hood is preformed. Other parts are furnished flat but have "V" grooves milled on the reverse side for easy and accurate bending. You can use your fingers to bend it.

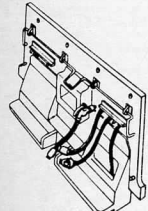
CRAFTED IN BRASS

Any average modeler, able to solder at all, can easily assemble this kit. Step by step fully illustrated instructions are included.




DYNAMIC BRAKE HOUSING KIT
An extra to doll up your GP-7 in O scale.
X-235 4.50 KIT

Always SPECIFY SCALE



SUPER DETAILING PARTS
X64 Angle Cocks set of 4..... .50
X65 Glad hands set of 14..... 1.75

X-66 PLASTIC AIR HOSE MATERIAL 4ft. .25



● DUMMY KIT 49.95

Yes, heavy gauge brass, richly engraved body and parts, accentuated by sharp authentically detailed lost wax castings. Each part fits.

PARTS LIST

Kit (Less Geared Drives and Motor)	
X46	2 Nose Castings..... \$4.00
X47	2 Sand Hatch Castings..... .75
X48	2 Cab Ends.....
X49	2 Cab Sides 1 set..... } 4.00
X50	1 Cab Top.....
X51	1 set Superstructure etchings..... 14.00
X52	1 set Detailing parts (etched pieces).... 1.75
X53	1 set Screens..... 1.00
X54	2 Horns..... .75
X55	2 Stacks (A)..... .60
X56	1 Stack (B)..... .60
X57	4 Lowers..... 2.00
X43	1 Frame..... 5.00
X44	1 pr Frame sides..... 6.00
X45	1 pr Cab Base on frame..... .75
	1 pr Coupler..... .50
X30	1 pr Pilots..... 3.00
X31	1 pr Steps..... 3.00
X58	1 set Hand Rail Stanchions (A) (24)..... 4.80
X59	1 set Hand Rail Stanchions (B) (4)..... .80
X60	1 set Trucks less drivers..... 9.00
X61	2 Air Tank..... 1.00
X62	1 set Fuel Tank..... 1.00
X63	2 Insulating Bolsters..... 1.00
PM-10	Motor..... 10.00



Here are a pair of SOUTHERN PACIFIC Geeps with the dynamic brake housings and our TR-4 head lights. Typical of SP's neat business like motive power.




WABASH MOGUL in "O" Scale

The exquisite detail offered in this locomotive has never been matched in any custom model or kit. All knowledge and experience gained in the past years has been used to produce the "ultimate" in scale models. The parts "fit" and instructions are easy to follow.

Every process developed during the past years at Kemtron, has been used to make this locomotive a thrill for any "O" scale modeler who seeks perfection.

These parts are produced by "lost wax", "lost plastic", punch press, screw machine, photoengraving and forming



WABASH MOGUL in "O" Scale

BRASS "LOST WAX" CASTINGS
 BRASS "ETCHED" DETAIL
 DC-91 IN BOILER
 30:1 GEAR RATIO
 48" RADIUS

X-1000 WABASH MOGUL (Complete kit)...\$124.00
 X-1001 Locomotive..... 95.00
 X-1002 Tender..... 30.00
 X-1003 Chassis..... 55.25
 X-1004 Superstructure..... 41.75

Instruction booklet
 \$1.00

SUPERSTRUCTURE

CODE	QUANTITY IN KIT	DESCRIPTION AND PRICES AS PACKAGED FOR RESALE
X-1092	1	Boiler, (etched) --- ea 7.50
X-1039	1	Smoke box --- 2 pc set 3.50
X-1026	1	Boiler front --- ea 1.50
X-1096	1	Holding clip for Boiler Front --- ea .20
X-1073	1 pr	Running boards, (etched) --- pr 2.00
X-1064	1	Cylinder Saddle --- ea 2.00
X-1072	1	Boiler back --- ea 2.00
X-1034	2	Cab sides --- ea 1.25
X-1032	2	Cab front --- ea 1.25
X-1033	1	Cab rear --- ea 1.25
X-1043	1	Cab roof (stamped) --- ea 1.00
X-1093	1	Roof strip --- ea .25
X-1045	2	Cab hatches, rec'd --- ea .40
X-1044	2	Cab hatches, square --- ea .40
X-1093A	2	Brass angles, cab top detail --- pr .50
X-1028	3	Air tanks --- set of 3, 1.50
X-1024	1	Steam dome --- ea 1.00
X-1029	1	Sand dome --- ea 1.00
X-360	1	Bell --- ea 2.00
X-215	1	Steam Generator --- ea .85
X-1023	1	Stack --- ea 1.25
TR-13	1	Headlight --- ea 1.25
K-421	1	Air pump --- ea 1.00
X-1074	1	Air pump mount bracket --- ea .75
X-1071	1	Cab rear support --- ea 1.00
X-305	1	Engine Ladder --- ea 1.00
C-16-45	2	Deck braces --- pr 1.00
X-456	2	Number plate --- ea .35
X-1022	2	Boiler checks --- pr 1.50
X-1075	1	Whistle (right hand) --- ea .85
X-28	2	Pop valves --- pr .50
X-100	1	Valve, Globe --- ea .35
X-1020	2	Sanders --- pr 1.50
X-345	6	Clean out plugs --- 6 for .50
X-212	2	Steam fittings straight --- pr .25
X-1013	1	Fitting (pipe joint) --- ea .40
X-1076	2	Guide yoke braces --- pr 1.25
X-1021	2	Pipe section --- ea .35
X-1015	3	Pipe bracket --- 6 for 1.00
X-1017	3	Pipe bracket --- 6 for 1.00
AT-5D	5	Hand rail posts --- dz .55
X-1018-L	4	Hand rail posts (long) --- 6 for 1.00
X-1018-S	12	Hand rail posts (short) --- 6 for 1.00
X-1008	2	Marker Lights --- pr .50
X-1012	4	Marker Light Jewels (all clear) - dz .25
X-400	1	Air pump governor --- ea .40
	1	GOW Bulb --- ea .20
BRASS	1	Brass Strip (running board braces) .020 x 1/16 x 4 } .50 set
	3	Electrical Wire " " " } .50 set
	2	Brass pieces (cab detail) .006 x 1/8 x 1/2 } .50 set
WIRE		
		.025" Brass Wire } .50
		.030" " " } .50
		.050" " " } .50
		.040" " " } .50

CHASSIS

CODE	QUANTITY IN KIT	DESCRIPTION AND PRICES AS PACKAGED FOR RESALE
X-1077	2	Main Frame
X-1078	1	Front frame section
X-1079	1	Rear frame section
X-1085	1	Motor mount bracket
X-1005	1	Set of drivers (2-X-1006 & 1-X-1007) - set 10.00
X-1080	1	Cover plate --- 2.50
X-1031	2	Side rods --- pr 2.50
X-327	1	Air hose casting --- ea .25
#39	1	Pilot --- ea 2.50
X-1010	1	Set pilot details --- 7 pc set 1.00
X-1009	1	Coupler pocket and plate - set 1.00
X-1099A	1	Coupler --- ea .50
X-1001	1	Lead truck frame
X-1081	1	Lead truck pivot
X-1082	1	Lead truck cover plate
X-1097	2	Guide yoke --- pr 1.25
X-1070	2	Lead truck wheel assembly 33" No Proj. --- ea .50
X-1094	1	Brake Shoes --- set of 6 3.00
X-1086	6	Pr. Fire box sides, (etched) --- pr 1.00
X-1083	2	Brake Cylinders --- ea .85
X-1016	2	Brake Levers --- pr 1.00
X-1063	2	Anti skid apron pc's. (etched) --- pr .50
X-1084	2	Motor --- ea 8.50
DC-91	1	Steam chest --- ea 2.00
X-1065	1	Worm --- ea .75
	1	Worm bushing --- ea .35
	2	Cylinders
	2	Cylinder back & guide units
X-1067	2	Cylinder lub. fittings --- pr 1.00
X-1068	2	Packing Glands --- pr .50
X-1061	2	Valves --- pr .85
X-1062	2	Set valve gear --- 4 pc set 2.25
X-1062	2	Crossheads & plates --- set 2.25
X-1030	2	Main rods R&L (paired) --- pr 1.00
C-16-49L	2	Crankpin screws Long --- ea .20
C-16-49S	4	Crankpin screws Short --- ea .20
WIRE:		
	1	Brass wire 12" } .25
	1	" " 6" } .25
	1	" " 3" } .25
SCREWS:		
	2-56 x 3/8	4 Screws RH
	2-56 x 1/4	1 Screw FH
	4-40 x 3/16	2 Screws RH
	Special	1 Cast Drawbar Pin
WASHERS:		
	2	Red Fibre - for lead trucks --- pr .10

TENDER

CODE	QUANTITY IN KIT	DESCRIPTION AND PRICES AS PACKAGED FOR RESALE
X-1025	1	Body --- ea 5.00
X-1087	1	Brass Floor --- ea 2.00
X-1046	2	Frame Sides --- pr 2.50
X-1042	1	End Sill --- ea 1.00
X-1011	1	Front Sill --- ea 1.00
X-1055	1	Tender top (stamped) --- ea 2.00
X-1098	1	set Electrical Boxes --- set .85
X-1094	1	Coal Bunker front --- ea .25
X-1054	1	Coal Bunker rear --- ea .25
X-1053	2	Side boards (etched) - pr .50
X-1052	2	Coal bunker door pc. - ea 1.50
X-1059	1	Center beam (brass) --- ea .50
X-1090	1	Center beam (wood) --- ea .10
X-1049	2	Foot boards --- ea .85
X-1019	2	Steps --- ea .85
X-1035	2	Coupler pocket --- ea .75
X-228	1	Coupler --- ea .50
X-259	8	Chain --- 10" --- .45
X-327	1	Air hose casting --- ea .25
X-162	2	ReRail frog --- pr .50
X-1050	1	Poleing pole --- ea 1.00
X-1011	1	Brake cylinder --- ea .85
TR-13	1	Head light --- ea 1.25
X-1027	1	Head light, bracket --- ea .85
X-1036	1	Waver hatch --- ea .95
X-1051	1	Ladder --- ea 1.00
X-1048	1	Stay brace --- ea .35
X-1048P	1	Stay brace --- ea .35
X-1047	1	Back up light --- ea .85
	2	Soldering Lug --- ea .85
X-1038	4 pr	Plastic Brake shoe --- pr .10
X-204	4	Nut, bolt, & washer - set .10
X-1040	1	Tender Trucks --- pr 5.95
X-1095	1	Insulating Bushings (cluster) ea .20
X-400	1	GOW Bulb --- ea .20
BRASS:		
	1	Brass strip .02xl/16x4" } .30
	2	" " 18 gauge 2 3/16xl/2 (Body mounting strips) set
WIRE:		
	4	2 3/8" Long (Brake shoe hangers) } .25 set
	1	Brass wire 12" long
SCREWS:		
	2	2-56 x 3/4. (brass) RH
	2	2-56 nuts (brass)
	1	washer (brass)
	5	2-56 x 1/4 (brass) RH
	1	Drawbar Screw (shouldered)

NOTE: When ordering parts, do not confuse the quantity in kit with standard quantities as packaged for re-sale. Parts must be ordered with code number and as packaged and priced at the right side of parts description.




P.O. Box 1952 • Fresno 18, California

ORIGINAL

C-16


D&RGW 2-8-0



The C-16, as originally built by Baldwin in 1873, is shown on this page. Modeled with exacting detail in O scale.

This locomotive runs on narrow gauge track (0n3) and because of its small size, is adaptable to small layouts or for operation "within" a standard gauge layout.

The following pages show this same locomotive, as it was re-built from time to time.



PARTS LIST

for

ORIGINAL C-16 CONSOLIDATION

C-16-100	Complete Kit	97.50
C-16-101	Superstructure Kit	38.50
C-16-102	Mechanism Kit	35.75
C-16-103	Tender Kit, Including Motor	24.95

C-16 SUPERSTRUCTURE (Original Version)

No. 19	Pilot	2.00	
X-129	Coupler Pocket	.25	
X-9A	Draw Bar	.25	
C-16-27	Apron	2.00	
C-16-03	Boiler Wrapper	3.00	
C-16-51	Smoke Box Wrapper	1.00	
C-16-02	Boiler Front	1.50	
C-16-24	Handrail Posts	1.10	
C-16-05C	Stack	1.50	
C-16-05B	Stack Base	.35	
C-16-04	Headlight	1.00	
C-16-62	Headlight Bracket	1.00	
C-16-53	Bell	1.50	
C-16-13	Running Board	1.00	
C-16-68	Boiler Check	.70	
C-16-11	(Cab "B")	5.00	
	(B Front		
	(B Back		
	(Roof		
C-16-50	Grab Irons	.25 ea	
X-422	Pump	1.00	
C-16-23	Backhead	1.75	
C-16-07	Stand Dome	1.00	
C-16-06	Steam Dome	1.00	
X-28	Pop Valve	.50 pr.	
C-16-76	Whistle	.85	
C-16-45	Deck Brace	1.00 pr.	
C-16-29	Air Pump Bracket	1.25	
C-16-24	Wash Out Plugs	.75 ea.	
X-304	Number Plate	.20 ea.	
C-16-08	Flag Holders	.50 pr.	
X-123	Unions	.20	
X-100	Valve	.35	
	.020x3/64x4 Brass Stock		
	Brass Wire .040"x12"	.10 ea	
	Brass Wire .025"x12"	.10 ea	
	2/58x1/2RH	.10	
	.020x1/4x1"	.10	
	2" .015x.040 Wire Ribbon	.05	
	Brass Stock .020x1/8x4	1.00	
C-16-25S	Cylinder Saddle	1.00	

You may purchase the C-16 in three separate kits, (1) Superstructure (2) Mechanism (3) Tender. When purchased separately, each kit will have Kemtrons' Solder Paint included. Cost is adjusted to allow for this.

Kemtron Products Co.
750 Fulton Street • Fresno, California

CAB INTERIOR DETAILS - - - included in the Original C-16 Consolidation kit.


C-16-66	1	.95	Reverse Quadrant
C-16-65	1	.85	Lubricator
C-16-67	2	1.70	Lifting Injector
C-16-70	2	1.30	Turret Valve
C-16-71	1	.65	Air Brake Lever
C-16-72	1	.95	Steam gauge and Throttle
X-99	3	.75	Valves

C-16 MECHANISM (Original Version)

1 set	4.75	-	(Cylinder Assembly
2			Cylinder Body
1			Saddle is in Superstructure kit
1			Steam Chest Unit
1 set	10.00	-	(Cylinder Back and Guide
1			Driving Wheels
2			Flanged Gears
1			No Flange no Gear
1			Flanged no Gear
2			Slide Rods
2			Main Rods
1			Firebox
1			Fire Box End
2			Crosshead(Laird)
1			Worm Shaft
1			Worm Shaft
1			Guide Yoke
1 set	1.00	-	(Valve Gear
2			Slide Valve
2			Eccentric Crank
2			Steam Chest Oilers
1 set	1.75	-	(Lead Truck
1			2 1/4" Wheel/Axle Assy.
1			Lead Truck Frame
1			Wire Keeper
1			Gear Box
1			Front Frame Spacer
1			and Retaining Plate
6			Crank Pin Screws short
2			Crank Pin Screws long
2			Rear Frame Spacer
1 set	6.50		Main Frame R&L
1			1/4" x 1/16 Brass Washer
1			2-56 x 1/4 Fil
1			2-56 x 3/4 RH
1			0-80 x 1/4 RH
1			0-80 x 1/2 Fil. Hd.
2			.025 Brass Wire - 12" long
1			2-56 x 1/2 FH
1			Brass Stock .010x5/16x3/8
1			Universal Socket
			X-280

C-16 TENDER (Original Version)


1	.10	Brass Stock .030x1/4x1 for
1	.10	Engine to Tender Draw Bar
1	.10	Brass Stock .065x3/8x3
1	.10	use on tender
1	.65	Hook-up Wire 10" long
1	.75	Motor DC 71B
1	.05 ea	Motor Mount Bracket
1	.50	3/16 RH Wood Screw #2
1	.05 ea	Floor Stock(Wood)
1	.05 ea	2-56 Nuts
1	.10 ea	Lug(small)
1	.10 ea	Lug(large)
1	.10	2-56x1/8 RH Screw
1	.10	4-40x3/16 RH Screw
1	.10	2-56x1/4 Tender Draw Bar Screw
1	.05 ea	Washer(brass)1/40.D. 1/16 I.D.
1	.10 ea	2-56x3/4 RH Screws
1	.475	Tank Wrapper
1	1.00	Tank Top
1	.75	Tool Box
1	.75	Tool Box
1	.75	Tool Box
1	.65	Water Hatch
1	1.00	Tank
1 set(4)	.75	Body Stay
2	.32	Tender Step
1	.35	Coupler Pocket
1	.35	Coupler
4	.25	Brake Rigging
1	1.00	Brake Wheel
1	1.00	Brake Staff
1 pr	3.25	Tender Trucks
2	.50 pr	Water Valve
1 set	.75	Chain Hangers
1 set	.50	Nut, Bolt, Washer (Brass)
1	.35	Globe Valve
1	1.00	Front Sill
1	1.00	End Sill
1	.75	Solder Paint
1	.20	Universal Shaft
1	.35	Neoprene Tube
2" piece	.10	Chain 6" length
2	.10	Brass 7/32 x 3"
		For Brake RIGGING



C-16 class CONSOLIDATION


The above model depicts the typical C-16 of 1908. Kemtron's fine selection of parts make it possible to model this locomotive suited to any era from the clean lines of the early 80's to the gadgeted age of today. C-16 Consolidations made up the bulk of the Denver and Rio Grande's narrow gauge locomotive roster. The Rio Grande had over 100 built by Baldwin plus a number by Grant.

These Baldwin locomotives were not just produced for the D&RG but for many other 3ft. gauge railroads in the United States.




INTERMEDIATE



**C-16
D&RGW 2-8-0**



C-16 MODERN CONSOLIDATION D & R G W



↙ ACTUAL SIZE




As the C-16 was re-built and re-modeled, it emerged as a locomotive modeled on this page.

While many variations are possible, we have shown only one, the 268 as of (approx) 1950.

Changes from the original C-16 as built by Baldwin are many and include Cab, Generator, Headlight, Domes, Stack, Pilot, Smoke box and front, crosshead and guides, Pumps and piping detail, etc.

The Tender was also re-built from time to time.



PARTS LIST

for

MODERN C-16 CONSOLIDATION

You may purchase the C-16 in three separate kits, (1) Superstructure (2) Mechanism (3) Tender. When purchased separately, each kit will have Kemtron's Solder Paint included. Cost is adjusted to allow for this.

- C-16-110 Complete Kit 97.50
- C-16-111 Superstructure Kit 38.50
- C-16-112 Mechanism Kit 35.75
- C-16-113 Tender Kit, Including Motor 24.95

C-16 SUPERSTRUCTURE (MODERN VERSION)

- #38 1 set Pilot --- set 2.95
- X-184 1 Coupler Pin --- ea .35
- C-16-3A 1 Apron --- ea .25
- C-16-27 1 Apron Plates (Safety Tread) --- pr .50
- C-16-27P 2 Smoke Box Wrapper --- ea .50
- C-16-03R 1 Boiler Front --- ea 3.10
- C-16-02R 1 Boiler Front --- ea 1.50
- X-457 1 Number Plate --- ea .35
- C-16-54 1 Handrail Posts --- dz .75
- C-16-05R 1 Stack --- ea 1.25
- TR-23 1 Headlight --- ea 1.25
- C-16-62R 1 Headlight Bracket --- ea 1.00
- C-16-07R 1 Sand Dome --- ea 1.00
- C-16-06R 1 Steam Dome --- ea 1.00
- C-16-83 1 Sander Pipes --- pr 1.00
- C-16-53 1 Bell --- 1.50
- X-1027 1 Headlight Bracket (For Generator Stand) ea .85
- X-215 1 Generator --- ea .85
- C-16-09 1 Cab
- 1 "A" Front
- 1 "A" Rear
- 1 Modern Sides
- 2 Hatch --- ea .40
- 1 Pump --- ea 1.00
- C-16-86 1 Air-Line --- ea 1.00
- 6 Unions) In one cluster --- set .85
- C-16-98 3 Elbows)
- C-16-99 1 Governor --- ea .40
- C-16-84 2 Pump Bracket --- ea .75
- C-16-93 1 Air Tank --- set 1.00
- C-16-23 1 Backhead --- ea 1.75
- Saddle
- 1 Washout Plugs --- 6 for .50
- X-346 1 Pop Valve --- pr .50
- X-28 1 Whistle --- ea .85
- C-16-76 1 Unions --- dz .75
- X-123 1 Cab Running Board --- pr 2.00
- C-16-73 1 Side Running Board --- set 3.00
- C-16-13R 1 Cab Support --- 1.25
- C-16-29P 1 Cab Pedestal Plate --- ea .10
- X-453 1 Unions --- dz .85
- C-16-88 3 Coupler Lift Bar Brackets --- 3 for .65
- C-16-45 2 Deck Braces --- pr 1.00
- C-16-68 2 Boiler Checks --- ea .35
- C-16-08R 2 Flag Holders --- pr .25
- 1 2-56x1/2 RH Screw --- .10
- 1 .015x.015x2" Brass --- .10
- 1 .020x.015x1" Brass --- .10
- 1 .020x1/8x1" Brass --- .10
- 1 2-56x3/4 RH Screw --- .10
- 1 .040x12" Wire --- .10
- 1 .030x12" Wire --- ea .10
- 1 .020x12" Wire --- ea .10

C-16 MECHANISM (MODERN VERSION)

- C-16-26 1 set Cylinder Assembly --- set 4.75
- 2 Cylinder
- 1 Steam Chest Unit
- 2 Cylinder Back and Guide (Alligator)
- C-16-21 1 set Driving Wheels --- set 10.00
- 1 No Flange no Gear
- 2 Flanged gears
- C-16-63 2 Side Rods --- pr 2.50
- C-16-64 2 Main Rods --- pr 1.00
- C-16-61 1 Firebox --- ea 1.00
- C-16-77 1 Fire Box End --- ea .95
- C-16-60R 2 Crosshead Alligator --- pr 1.00
- C-16-56 1 Worm --- .50
- C-16-57 1 Worm Shaft --- ea .25
- C-16-74R 1 Guide Yoke --- ea .75
- C-16-75 1 set Valve Gear --- set 1.00
- 2 Slide Valve
- 2 Eccentric Crank
- 1 Lead Truck --- set 1.75
- C-16-22 1 24" wheel/Axle Assy.
- 1 Lead Truck Frame
- 1 Wire Keeper
- C-16-55 1 Gear Box --- ea 1.00
- C-16-48 1 Front Frame Spacer --- ea .50 and retaining plate
- C-16-49S 6 Crank Pin Screws short --- ea .20
- C-16-49L 2 Crank Pin Screws long --- ea .20
- C-16-52 1 Rear Frame Spacer --- ea .50
- C-16-15W 1 set Main Frame R&L --- pr 6.50
- 1 1/4x1/16 Brass Washer --- ea .05
- 1 2-56x1/4 RH Screw --- ea .10
- 1 2-56x3/4 RH Screw --- ea .10
- 1 0-80x1/4 RH Screw --- ea .10
- 2 0-80x1/2 Fil. Hd. Screw --- ea .10
- 1 .022x1/2" Wire --- ea .10
- 1 2-56x1/2 PH Screw --- ea .10
- 2 .010x5/16x3/8 Brass --- ea .05
- 1 .020x1/16x1" Brass --- ea .10
- 1 .040x3" Wire --- ea .05
- C-16-92 6pc Engine Brake Detail --- set 2.00
- X-280 1 Universal Socket --- ea .30

C-16 TENDER (MODERN VERSION)

- C-16-41 4 Brake Rigging --- ea .50
- C-16-87 1pr Tender Trucks --- pr 3.25
- X-295 1 Globe Valve --- ea .40
- C-16-96 1pr Tender Side Frames --- pr 3.50
- C-16-85R 1 End Beam (Rear End Sill) --- 1.00
- C-16-47 1 Front Beam (Sill) --- set .75
- C-16-47 4 Chain Hangers --- set .75
- 1 Universal Ball Joint with shaft --- .20
- X-281 1 Neoprene Tube --- .10
- X-285 1 Tender Ladder --- ea 1.00
- X-1051 1 Brake Cylinder --- ea .85
- X-1011 1 Drain Cock --- ea .40
- X-1015 1 Pipe Joint --- ea .40
- X-269 2 Elbows --- dz .85
- 1 .020x7/32"x4" --- .10
- 3 .020x.015x1" Brass --- ea .10
- 1 2 1/2"x.035 Wire --- ea .10
- 1 2 1/2"x.025 Wire --- ea .10
- 2 Chain --- 6" pc .35
- X-232 2" Rerail Frog --- pr .50
- X-162 1 Air Hose --- pr .50
- X-327 1 Solder Paint --- jar .75
- 1 .030x1/4x1" Brass --- .10
- 1 .065x3/8x3" Brass --- .10
- 1 Hook Up Wire 10" Long --- 5' for .25
- 1 Motor DC 71B --- 6.50
- C-16-16 3/16 RH Wood Screw #2 --- ea .10
- 9 Motor Mount Bracket --- .75
- C-16-59R 1 Floor Stock --- .75
- 2 2/56 Nuts --- ea .10
- 1 Lug Large --- .10
- 1 Lug Small --- .10
- 1 2/56x1/4 Draw Bar Screw --- .10
- 1 2/56x1/8 RH Screw --- .10
- 1 4/40x3/16 RH Screw --- .10
- 2 Brass Washer 1/4x1/16 --- ea .05
- 2 2/56x3/4 Fill Screw --- ea .10
- 1 Tank Wrapper --- 4.75
- 1 Tank Top --- 1.00
- 1 Water Hatch --- ea .65
- C-16-31R 1 Body Stay --- set .75
- C-16-36 2 Tank Ends --- set 1.00
- C-16-34R 4 Air Tank Wrapper --- Complete
- C-16-91 1 Tender Step --- set 1.80
- C-16-88 3 Coupling Lift Bar Brackets --- .65
- C-16-94A 1 Slope Sheet (Rear) --- ea .10
- C-16-94B 2 Front Slope Sheet --- ea .10
- 1 Tool Box Top Material .020x17/32x19/32 ea .10 (Model does not have tool box)
- X-183 1 Coupler Pocket --- ea .50
- X-184 1 Coupler --- ea .35
- X-183A 1 Coupler Pin --- ea .25
- X-1068 1 Valve --- ea .45

If you want to Super-Detail the Cab Interior of this loco, order this set of parts ---

Code: C-16 Cab Detail list \$6.00

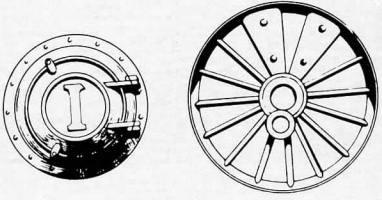

CAB INTERIOR DETAILS

- C-16-66 1 95 Reverse Quadrant
- C-16-65 1 85 Lubricator
- C-16-67 1 pr. 1.70 Lifting Injector
- C-16-70 1 pr. 1.30 Turret Valve
- C-16-71 1 65 Air Brake Lever
- C-16-72 1 95 Steam gauge and Throttle
- X-99 3 75 Valves

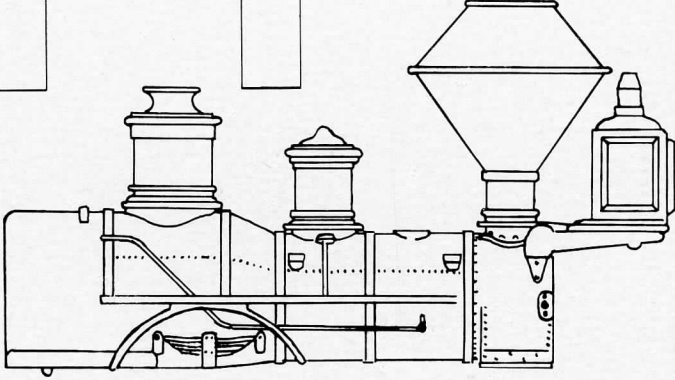
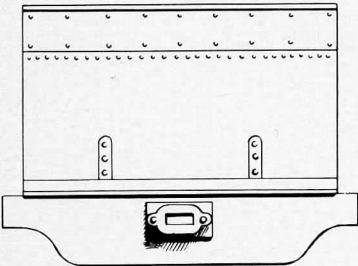
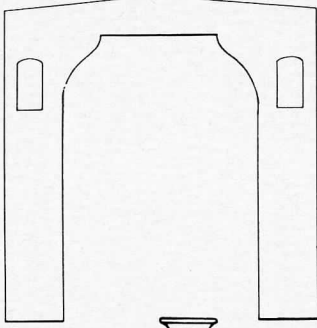
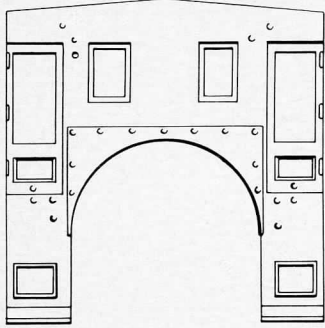
Kemtron Products Co.
 P.O. Box 1952 • Fresno 18, California

O
SCALE

C.P. HUNTINGTON



Southern Pacific's No. 1, the C. P. Huntington in O scale, all brass castings. A faithful replica of a famous engine.



This is a superb set of castings un-machined. You will have to drill holes, tap and do some soldering to complete.

PARTS LIST

C.P. HUNTINGTON (O Gauge) CASTINGS

CP-202	Main frame	10.00
CP-203	Boiler	17.00
CP-204	Boiler Front	2.00
CP-215	Cab Sides & Roof (complete)	6.00
CP-205	Pilot	2.00
CP-206	Drivers (pair)	2.00
CP-207	Steam Chest Covers	.75
CP-208	Cylinders	3.00
CP-209	Rear Plate includes coupler pocket	2.00
CP-210	Working Bell	1.50
CP-212	Pilot Truck frame	1.50
CP-214	Rear Truck frame	1.50
CP-216	Misc. Metal Parts (Stanchions-rail whistle, etc.)	1.00


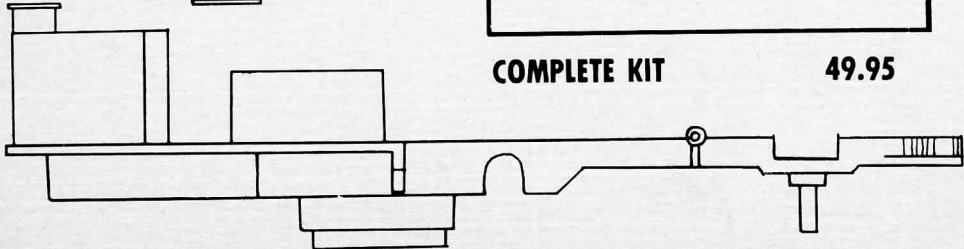
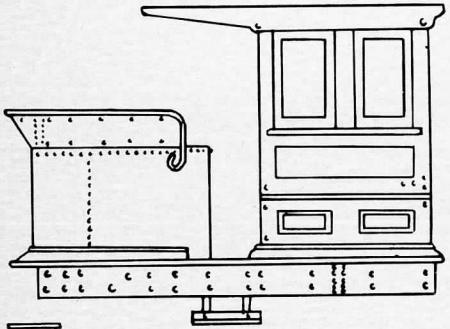
Driver centers, tires, leading and trailing, truck wheels and small machine screw parts are included. No axles included.


No motor, worm or gear is included with this kit.

We recommend the Lindsay L-1010 motor. Worm and gear of your own choice.

With this set of castings and parts, a careful modeler can complete what becomes virtually a "custom" model without equal in the model field.

COMPLETE KIT 49.95





N Y CENTRAL NIAGARA


A limited quantity of these locomotives are being hand made in Japan, using a number of highly detailed "lost wax" castings.

All Brass construction of heavy gauge material. Care in craftsmanship puts this locomotive on a par with the best of imports.

This locomotive comes in 2 sections. The tender is completely assembled, ready to put on the track. The superstructure and chassis do not have the weight installed, for safety in transport, but go together with the screw furnished. The boiler weight is included.

The motor is 12 volt D.C.

Locomotive and tender complete	\$175.00
Locomotive only	\$130.00
Tender only	\$ 50.00

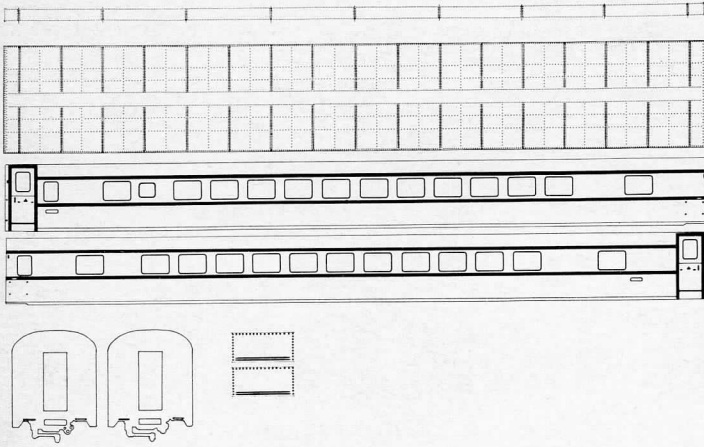


NINE U.P. PASSENGER CARS "O" Scale

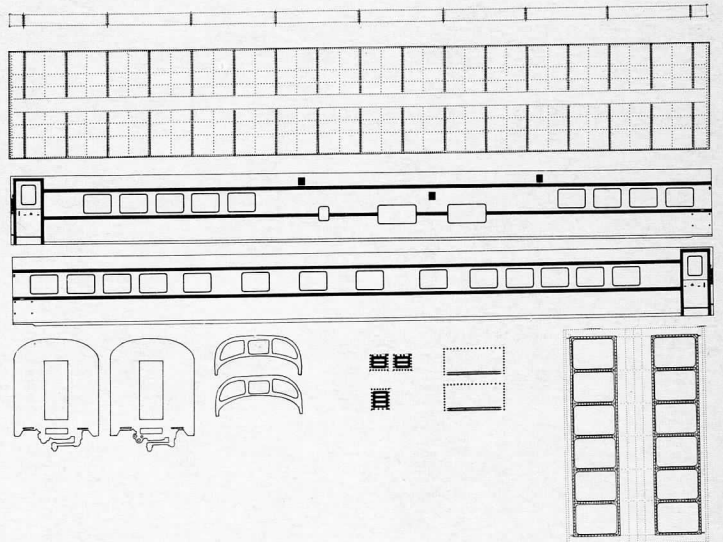
All parts are highly detailed solid brass. The parts included for each type of car are shown in their groups. The Dome ends are "lost wax" cast brass - highly detailed.

These are sold as is, without assembly instructions. No underbody detail is included.

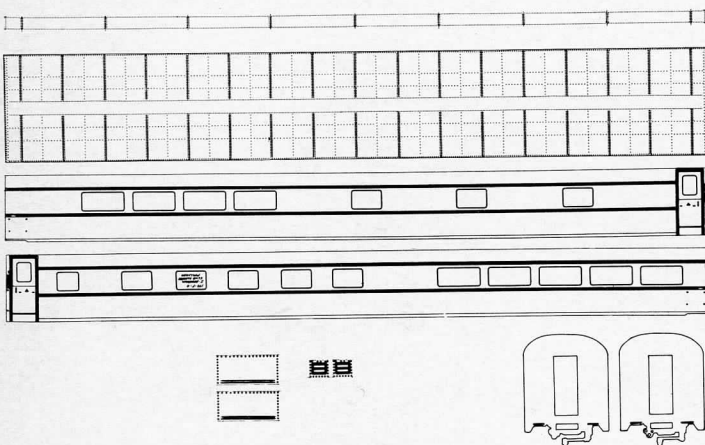
This group of PARTS is for the
Coach



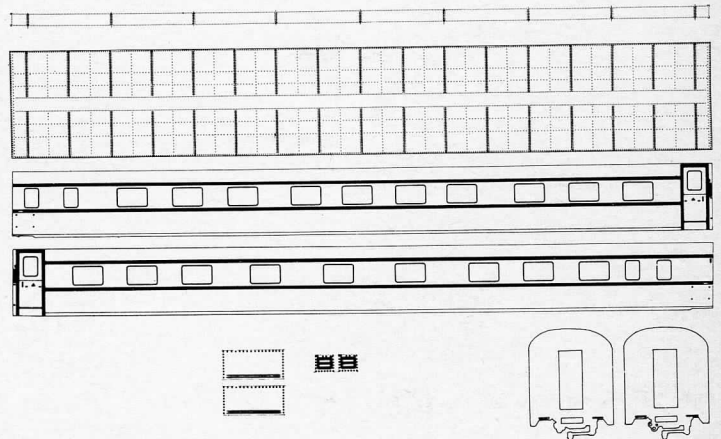
This group of PARTS is for the
Dome Coach



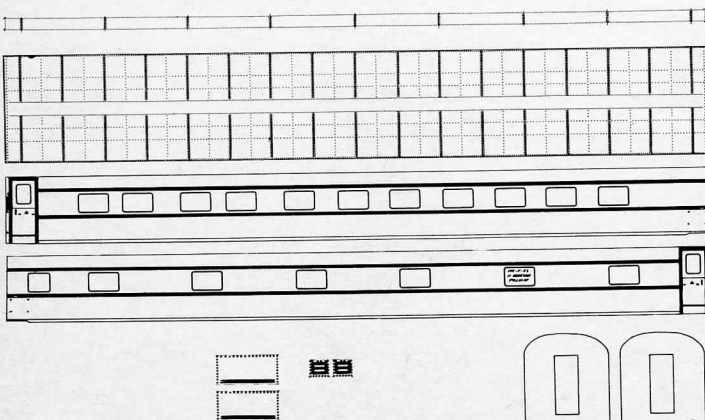
This group of PARTS is for the
5 Bedroom Club Sleeper



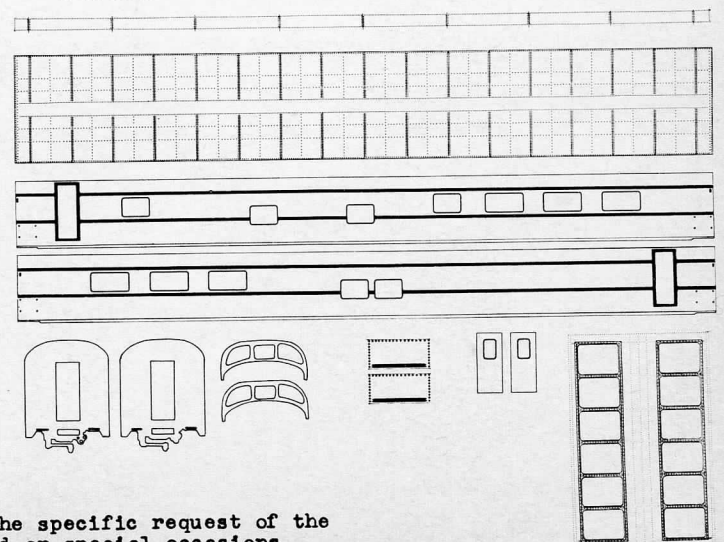
This group of PARTS is for the
10 Bedroom 6 Section Pullman



This group of PARTS is for the
11 Bedroom Pullman...



This group of PARTS is for the
Dome Diner

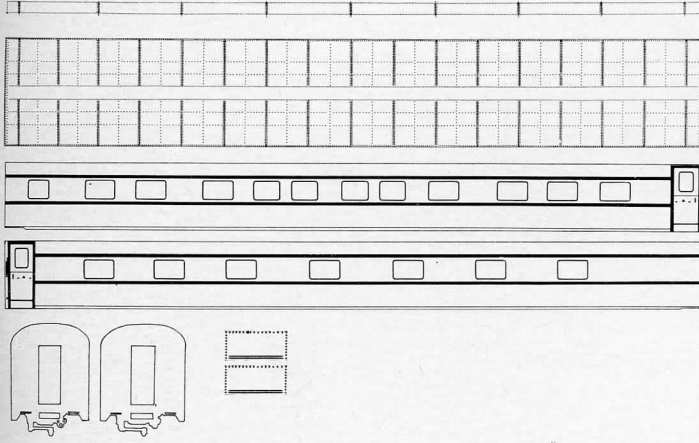


These Cars are critically accurate. They were made at the specific request of the U.P. Railroad, for display purposes in ticket offices and on special occasions.

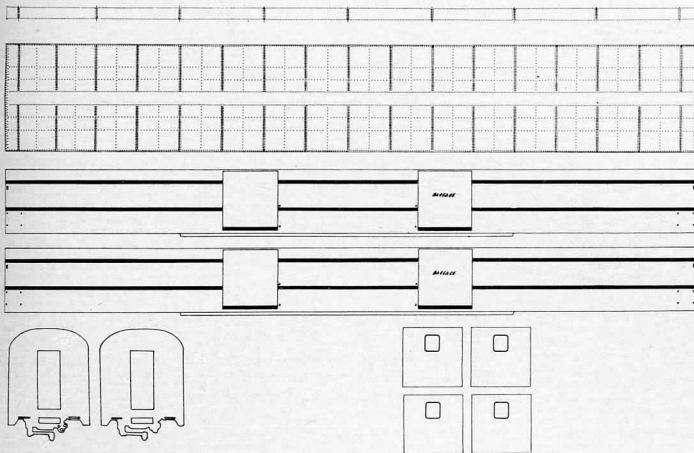
- Pullman.....\$16.75
- Coach 16.75
- Baggage.....16.75
- 10 Bedroom 6 Section Pullman.....16.75
- 11 Bedroom Pullman.....16.75
- 5 Bedroom Club Sleeper.....16.75
- Dome Observation less one end17.75
- Dome Coach.....19.95
- Dome Diner.....19.95

These are all brass and make up superb models

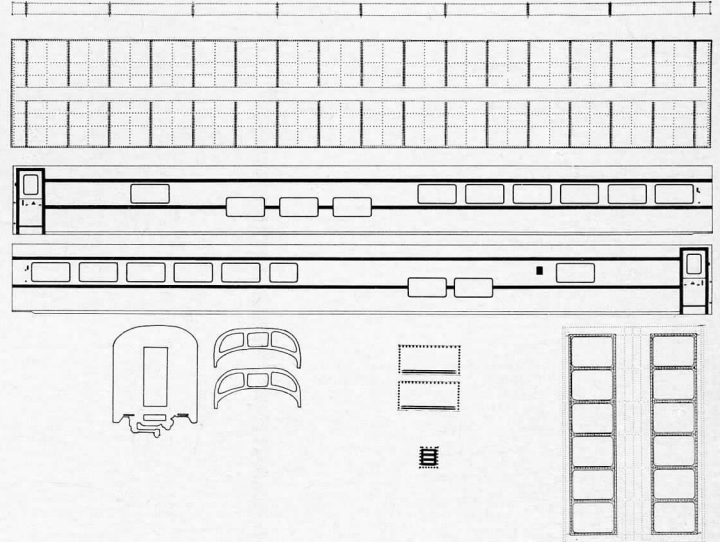
This group of PARTS is for the
Pullman...



This group of PARTS is for the
Baggage




This group of PARTS is for the
Dome Observation



G.N. Vista Dome Wrapper


At the special request of modelers in "0" scale, we produced a long Dome wrapper as shown below.

Used with our UP car parts, it makes a fairly accurate version of the GN cars. List price \$8.00



U.P. Trucks

- U. P. Streamline (TK-300) list, pr. 7.50
- U. P. Streamline less wheels list, pr. 6.00




STREAMLINE PASSENGER TRUCKS
(Fully sprung and equalized journals)
TK-300 7.50 Pr.


U.P. Parts

priced separately


- Roofea. 4.75
- Roof Walk.....ea. 1.00
- Sides.....pr. 6.00
- Ends.....pr. 5.00
- Dome Wrapper (U.P.)...ea. 3.00
- Dome Wrapper (G.N.)...ea. 8.00
- Dome Ends.....pr. 2.00
- Detail pieces.....set .20




S
ARCH-BAR TRUCK
S-104 3.25 Pr.



BUCKEYE TRUCK 6 WHEEL
S-16 4.95 Kit Complete



"S" CAB HATCH
S-24 .85 set

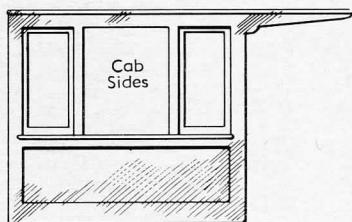


S
STEPS
S-21 .30

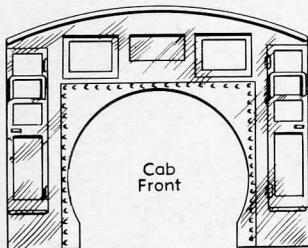


Working Bell
S-34 \$1.50 ea.

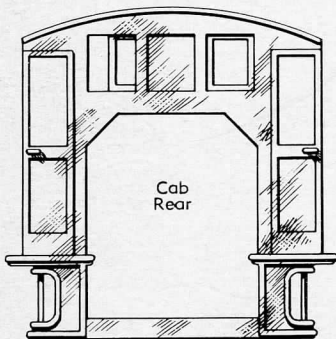
"S" SCALE CAB



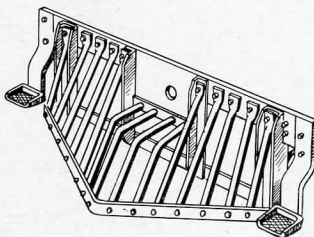
"S" CAB
Complete
4 Castings - 1 Stamped Roof
S-23 5 pc. kit \$5.00



Cab Front



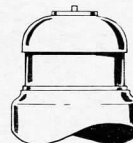
Cab Rear



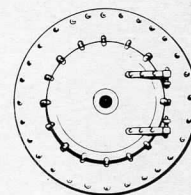
Spoked Pilot
No.41 2.95 Kit



S
SAND DOME
S-33 .85 Ea.



S
STEAM DOME
S-32 .85 Ea.




S
S-31 1.00



S
PUMP
S-101 .85 ea.



S
S-102 .75



Poleing Pole
S-25 1.00 Ea.



S
OIL ER
S-30 .25 Ea.



S
L AMP
8" Pan
24 Cup Pot
S-20 .50 Set



S
TR-9
.85



Re-Rail Frog
X-161 .50 pr.



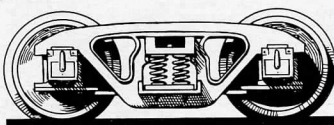
S
TENDER BRAKE
CYLINDER
S-71 -.50




S
STOVE
PIPE
S-18
.25



S
CABOOSE
SMOKE
JACK
S-17 .25



S
Andrews Truck
S-27 3.75 Pr.




S
CABOOSE
STOVE
S-19
.50



ML 108
.50 a pair

"S" scale modelers, can use many of the On3 parts listed in the "O" section. Narrow Gauge Locomotives and their parts were so small in the prototype locomotives, that they are near perfect scale for "S".



48" S DRIVERS


These drivers are quartered on a 3/16" axle.

S-41	Driver, flanged, less gear	\$2.50 ea.
S-42	" blind " "	2.50 ea.
S-43	" flanged, with gear	3.10 ea.
S-44	" blind " "	3.10 ea.

We ask you, have you ever seen anything like this tender in S scale? Floor and under beams built up of wood, all other parts are brass. Just look at the rich detail. It's the very best, it's all Kemtron.

Kit is complete with trucks, and wood stock for the underframe.

COMPLETE KIT **12.00** with trucks



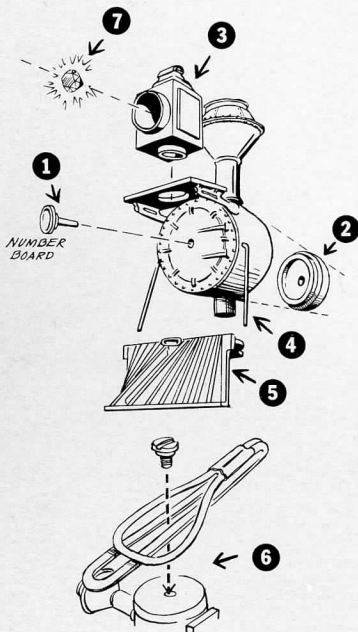


The most unique tie clip ever offered, beautiful to wear.

Hundreds have been sold to people interested in Railroads as well as to model railroaders.


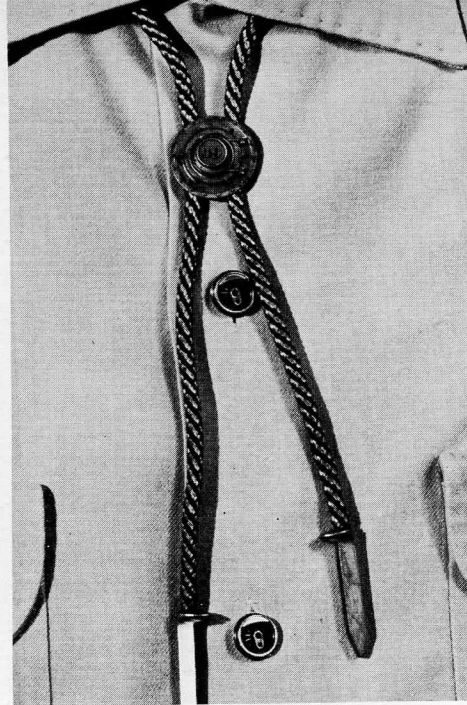
In kit form.

X-335 list \$4.65



You can now make decorative items with the "worlds finest" detailed castings. Conversation pieces that are strikingly beautiful.

You may select any of the parts listed in this catalog to make items of your choice, or purchase kits as illustrated.




NOTE: each button has a hole cast on the back for sewing.

"DRIVER" BUTTONS

Cast in Brass:
 X-466 For Shirts set of 6 1.95
 X-467 For Coats set of 4 1.95

Cast in Silver:
 X-448 For Shirts set of 6 3.95
 X-449 For Coats set of 4 3.95




This handsome desk piece can be made from Kemtron parts, plus a little work on your part.


- Items available in Kit X-687 are
- | | | | | |
|-------|--------|------------------------------|-----|--------|
| X-680 | 1 1/2" | Scale brake wheel | ea. | \$2.25 |
| X-681 | 1 1/2" | Scale ratchet | ea. | 1.00 |
| X-682 | 1 1/2" | Scale ratchet catch | ea. | .40 |
| X-683 | 1 1/2" | Scale ratchet base | ea. | .60 |
| X-684 | | Nut, bolt and washer casting | pr. | 1.00 |
| X-685 | | Coupler pocket | ea. | 3.00 |
| X-686 | | Coupler | ea. | 3.00 |
- Spike is not available

Kit X-687


list \$9.95



Wall Plaque
 (the wood is not furnished)
 Boiler Front
 X-691 list \$1.25



Wall Plaque
 (the wood is not furnished)
 Locomotive Front
 X-690 list \$4.65



Dressy and practical! Bolo Tie with
 a modern driver cord and spikes!

JY-103 list \$2.75


Also available with an oldie driver!

JY-102 list \$2.75

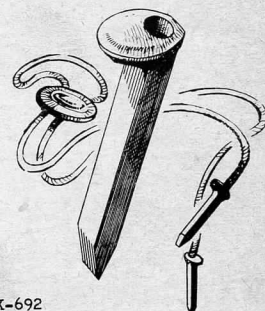
BOLO TIES IN THE RAILROAD MOOD!

Ideal gift.
 Perfect way
 to let others
 know that you
 are a fellow
 model railroader \$1.95

X-200



Brass Bolo-Tie Spikes In the Railroad Mood!



X-692

You can use these brass spikes on any BOLO
 TIE. Remove old ones and cement in place.
 Holes provided. List, pair -----\$1.00

Supplement to:

KEMTRON

6th[★] master catalog for craftsmen

O

On3

S



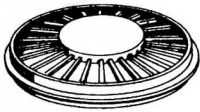
This 12 page brochure is an addendum to Kemtron's Catalog 6. In addition to the new items listed herein, the listing on page 12 of this brochure denote items discontinued from, or revised from the original entry in Catalog 6.

NOTE: The information on pages 11 & 12 of this brochure should be written in the proper pages of your copy of Catalog 6, to bring the catalog up-to-date and to avoid unnecessary mistakes when ordering from the catalog.

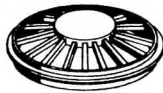
The 56 page Catalog 6 is available through your dealer or from Kemtron, list \$1.00 ppd.

Additional copies of this brochure are available, ask for KS-53.

Kemtron CORPORATION
5755 E. Fountain Way Fresno, California 93727

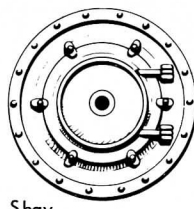


(X-442)

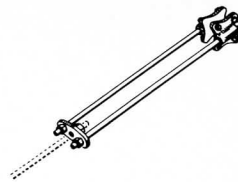


(X-57)

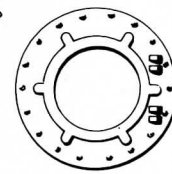
LOUVER KIT FOR GP-35 GP-351 set \$3.75
set consists of (3) X-442 & (1) X-57



Shay
Smoke Box Front
SH-3 ea 1.50



Truss Rod Brackets
SH-48 (4 pc.) set 1.75



Shay
Smoke Box Front
with HINGED DOOR
SH-49 2 pc. 1.75



Old Time Bell and
Headlight Bracket
X-627 set 2.15




Ornate Bracket
X-629 1.00



Leaf Spring
X-497 dz \$1.20



Diesel Bell
(3 piece casting)
GP-20-16 set \$1.25




3 Chime Air Horn
(4 piece casting)
GP-20-17 set \$1.50

While these parts were made specifically for the All-Nation Diesels, they can be used on other Diesels, wherever they apply.

Cast brass Louvers, open grid, to add realism to the top of your diesel.

X-437 set of 4 1.40



This screen is an open grid made in brass.

X-197 pr. .50



Stack, cast in brass to replace zamac castings.

X-392 ea. .60



Air horns cast in brass to replace the zamac castings.

X-391 pr. .75

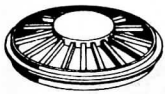



Steps cast in Brass to replace broken steps on the body casting.
X-374 set of 3 1.00

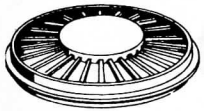


Electrical Junction boxes to add detail to the front and rear of your diesel.

X-367 pr. .85



X-57 Louver (GP-7) set of 4 3.40



X-442 Louver (GP-20) ea. 1.00

X-498 Louver (GP-9 Dynamic Brake) similar to X-442 less flange ea. .75

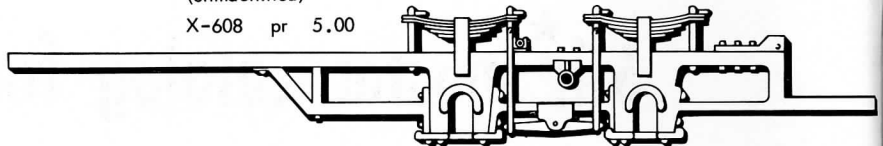
Kemtron offers a series of frames that will be the delight of Scratch Builders. These frames can be spaced for O as well as On3.

O & On3 FRAMES

Related parts such as Cylinders, Crossheads, Guides, Pilots, Brake Cylinders, Brake Shoes and Detail are listed in Kemtron's Catalog #6 for O, On3 and S Scales and Gauges.

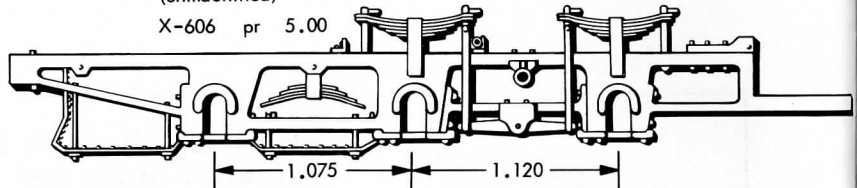
Forney Frame (unmachined)

X-608 pr 5.00



Mogul Frame (unmachined)

X-606 pr 5.00

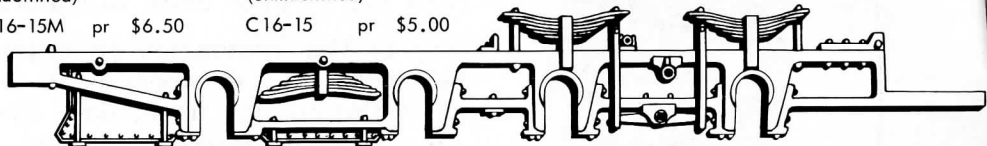


Consolidation Frame (machined)

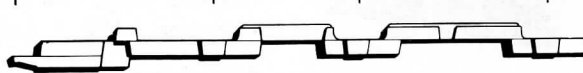
C16-15M pr \$6.50

Consolidation Frame (unmachined)

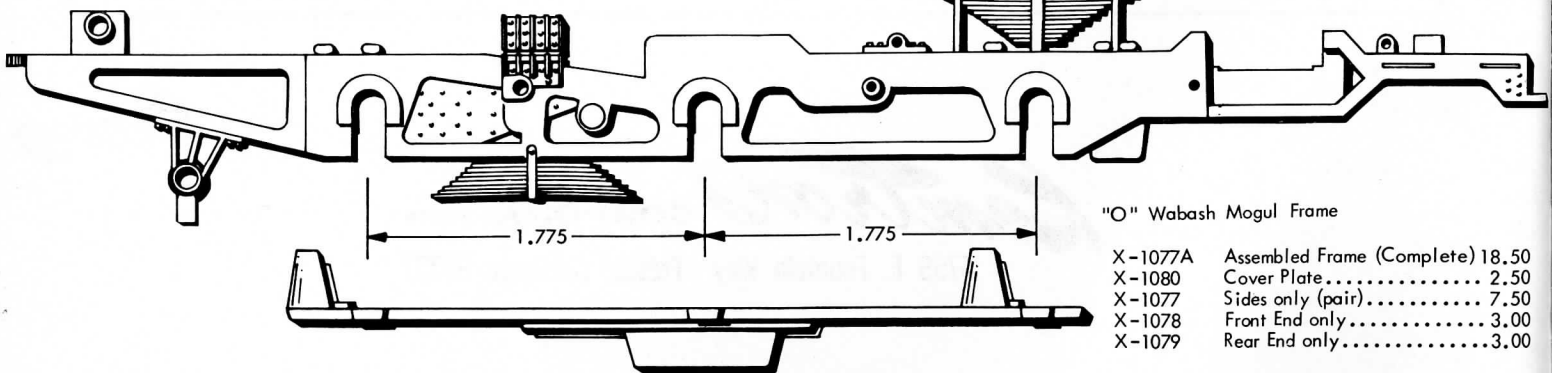
C16-15 pr \$5.00



1.040 .785 1.020




Cover Plate
C16-15C
ea \$2.00



"O" Wabash Mogul Frame

- X-1077A Assembled Frame (Complete) 18.50
- X-1080 Cover Plate..... 2.50
- X-1077 Sides only (pair)..... 7.50
- X-1078 Front End only..... 3.00
- X-1079 Rear End only..... 3.00



Lubricants

- 1 A superior lubricant that does not harden in gear boxes. It protects all working parts with a tenacious slippery film that stays where it is put.
X-103 list .50
- 2 One of the finest lubricants available for long lasting lubrication of fine mechanisms such as scale model railroad equipment.
X-159 list .75
- 3 Neolube is a pure graphite, that you can "paint" on for dry lubrication. Ideal for painting automatic couplers for lubrication as well as prototypical color. Also used for painting smoke boxes, stacks, etc.
X-1301 list 1.00

Cleaners

- 4 Brass Cleaner Type A will clean brass and give you that "rubbed brass custom look". If you intend to paint or plate the brass part, do not use Type A, instead, use Type B. If the brass is to remain unpainted the retarding agent in Type "A" Brass Cleaner will slow down normal tarnishing. If the brass is to be painted, you must clean it thoroughly with a greaseless solvent, or preferably use Type "B" Brass Cleaner which is grease free.
X-1303 list .75
- 5 This material will clean off the dull oxides and prepare the brass for painting or plating. Ideal to use prior to plating with "Silv-0". Brass Models that are to be painted should be cleaned with Type B. Brass Models that are to remain unpainted should be cleaned with Type A.
X-1304 list .75

Solder & Flux

- 6 Sal-Met is generally accepted by most modelers as the best all-purpose flux. Non-corrosive, easy to clean. Solders difficult metals such as zamac.
X-249 list 1.00
- 7 Kentron's Solder Paint has solved the soldering problems of thousands of modelers. Used sparingly a jar will go a long, long way in model work. Apply to part, heat, wash off and it is soldered.
X-1300 list 1.00

Blackener

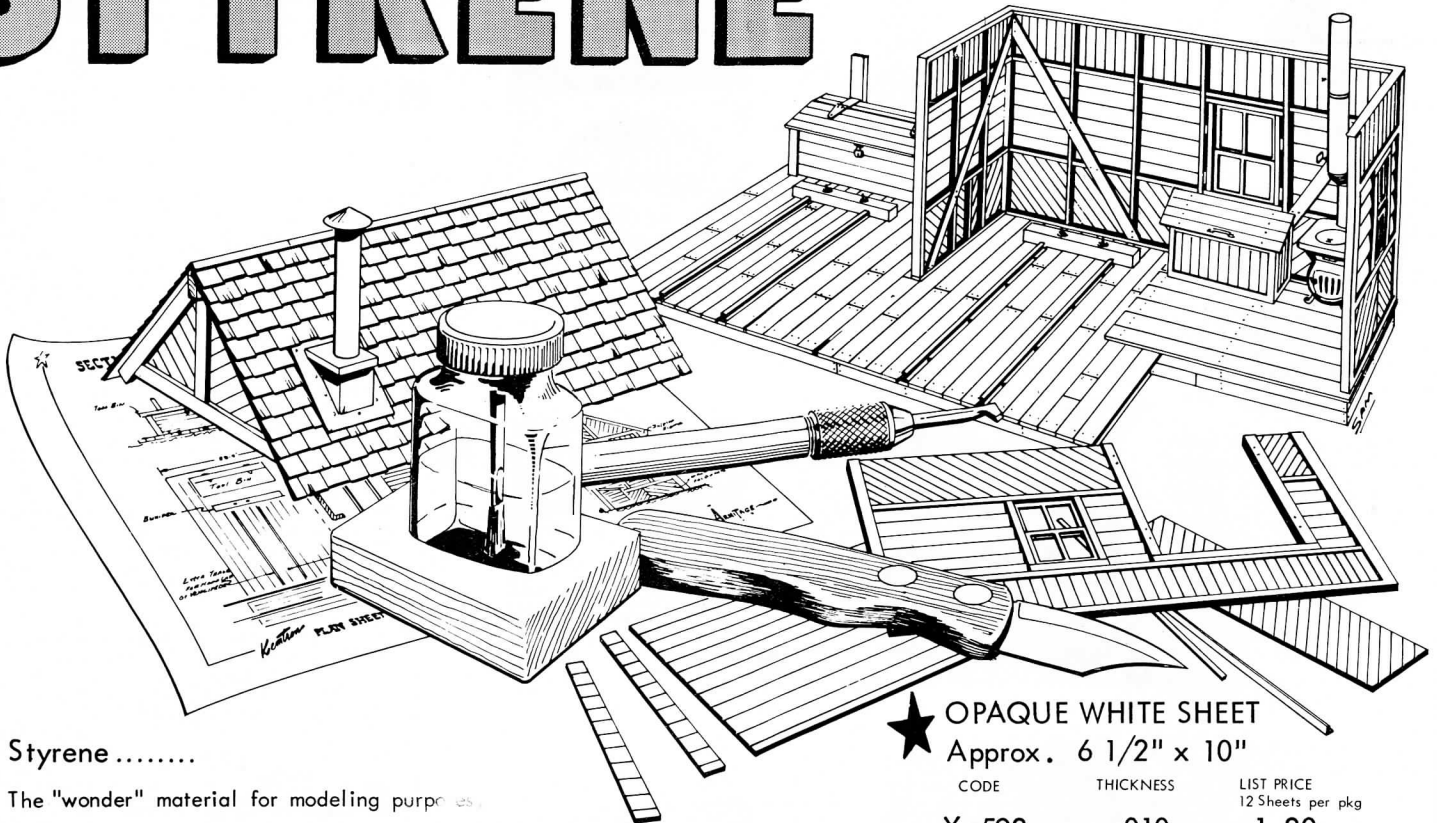
You can blacken all copper content alloys such as BRASS, COPPER, NICKEL SILVER, etc. Retain the sharp detail of beautiful lost wax castings. A must wherever paint will obliterate detail.

X-440 list 1.00



FLEX-I-GRIT X-1306 list .49
finish wood, plastic or metal parts.

STYRENE



Styrene

The "wonder" material for modeling purposes.

No grain, no warping, no splinters. Its amazing adaptability to all forms of models, its easy workability and its quick-bonding characteristics make styrene a truly ideal material which surpasses any other medium for most model building purposes.

Model Railroaders soon discovered the ease with which this material could be cut, shaped, detailed and cemented.

Now you too can build interesting trackside structures and ornate buildings for use on your layouts.

The Styrene material can also be used with existing plastic kits, to add size and detail, this is as true for structures as for rolling stock.

Styrene has graduated past the "shake-the-box, and you've got a model" stage. It is fast becoming a material for "master builders".

For a great deal of valuable information, read the following Model Railroader articles:

page 42	August	1959	by Al Armitage
page 48	Nov.	1959	by Al Armitage
page 74	Dec.	1959	by Al Armitage
page 38	Sept.	1960	by Al Armitage
page 34	Nov.	1960	by Al Armitage
page 60	Dec.	1960	by Al Armitage
page 66	Jan.	1961	by Al Armitage
page 26	Sept.	1961	by Al Armitage
page 27	May	1963	by John Chapp

Styrene is now available in easy to store, easy to use sheets and rods. See Listing on this page.

★ OPAQUE WHITE SHEET Approx. 6 1/2" x 10"

CODE	THICKNESS	LIST PRICE 12 Sheets per pkg
X-592	.010	1.20
X-593	.015	1.80
X-594	.020	2.40
X-595	.040	4.20
X-601	.060	6.00
X-602	.080	7.80
X-603	.100	9.60

★ CLEAR RODS Approx. 11 1/2" long

CODE	DIAMETER	PRICE PER LENGTH
X-640	1/2"	1.25
X-642	1"	2.95

★ CLEAR SHEET Approx. 6 1/2" x 10"

CODE	THICKNESS	LIST PRICE 12 Sheets per pkg
X-599	.015	2.40

★ ASSORTMENT of SHEETS 2 sheets of all thicknesses Opaque White + 2 sheets of Clear = 16 sheets total. X-596 assortment, 5.90




The knife shown above is ideal for cutting Styrene. Its hollow ground, keen edge produces a burr free "cut" on the surface of the Styrene which, when bent will "Snap" at the "cut" line. Try it and see for yourself.

X-598



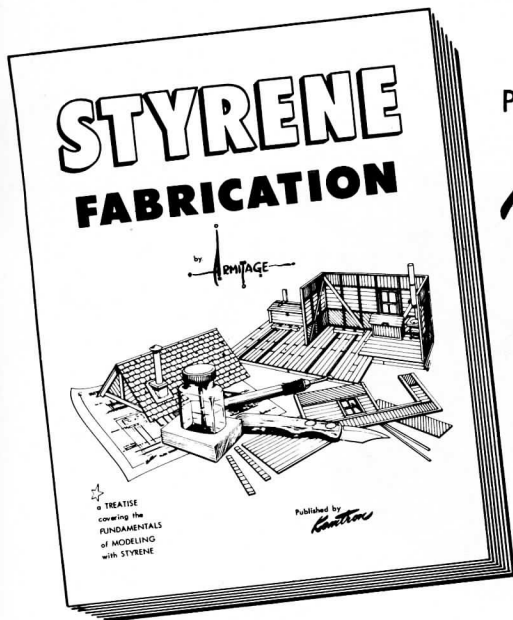
1-3/4" Blade

list .75

The "SCRATCH BUILDER'S LIBRARY" by



Published by
Kentron
CORPORATION



Styrene Fabrication is written and illustrated by Al Armitage, successful professional model builder for nearly a quarter of a century.

Mr. Armitage, noted also as author and illustrator, is well known to model railroaders for the many models he has constructed from styrene...many of which are shown in the handbook.

This fully illustrated, important reference handbook, explains all the simple techniques developed and employed by the author in professional model building. Mr. Armitage goes to great detail to explain the "how, when & why" to help beginners as well as advanced modelers in the use of this versatile material.

Styrene Fabrication is printed on heavy 24 pound stock, standard 8-1/2 x 11 inch size in loose-leaf form...ready for insertion in your own reference binder.

X-650 STYRENE FABRICATION list 2.25

PLAN BOOKS

This soon-to-be-expanded series features HO scale drawings of a wide variety of authentic buildings, carefully chosen from the author's files for their adaptability to railroad modeling. You'll find structures to fit into almost any era, or "period", and all sorts of scenic arrangements.


Each plan includes photos of the prototype, as well as pertinent data and a brief history of the building. Some Plan Books contain several structures, while other books are limited to extensive coverage of one building of more complex nature.

Build them of Styrene for ease of construction, permanency, and superb detail not possible with other materials. Our companion book, profusely illustrated "Styrene Fabrication" (X-650...\$2.25), gives full instructions for the simple techniques used in modeling with this medium.

No. 1	X-600	Railroad Structures, Vol. 1.....	1.95
No. 2	X-643	Buildings of the Old West, Vol. 1 ..	1.25
No. 3	X-644	Buildings of the Old West, Vol. 2 ..	1.35
No. 4	X-645	Buildings of the Old West, Vol. 3 ..	2.25
No. 5	X-645	J. S. Cain Residence, Bodie, Cal. ..	2.00
No. 6	X-647	Sacramento Dwelling	1.25
No. 7	X-648	Brick Dwellings, Eureka, Nevada	1.75
No. 8	X-649	Churches	2.00
No. 9	X-1202	Donkey Engines	2.00
No. 10	X-1203	Logging Cars	1.95

All loose leaf, printed one side per sheet, numerically indexed and pkg'd. in a protective envelope...ready for insertion in your own binder.

ONLY 44 LEFT!
 K & D #3 AC - DC MOTORS
 (Reversible with Rectifier)



A high-quality, 12 volt motor with low R. P. M. but plenty of power for smooth operation at all speeds. Suitable for any O Scale locomotive.

7 pole Armature
 1" Laminated Field

Dimensions: 2" Wide - 2" High
 2 - 7/8" over Bearings
 13/16" Shaft extension

CLOSE - OUT PRICE: Each 7.50





O Gauge Wheel Assemblies



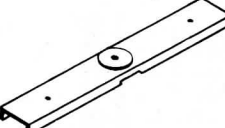
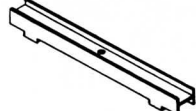
An Assembly is 2 wheels on an axle, insulated on one side.

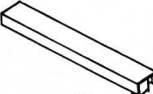



WA-203	33" Wheel Set	.60
WA-204	36" Wheel Set	.60
WA-205	40" Wheel Set	.60

X-700 LOG BUGGIE PARTS

(Log Buggie shown on pg. 86 of Cat. 6)

- X-701 Side Frame ea. 1.00 
- X-702 Side Frame ea. 1.00 
- X-703 Journal Box pr. .50 
- X-704 Cheese Block 4 for 1.00 

- X-705 Frame End pr. 1.20 
- X-706 Brake Rigging pr. 1.20 
- X-707 Center Sill pr. 1.20 
- X-708 Bunk pr. 1.20 

- X-709 Bolster pr. 1.20 
- X-710 Coupler pr. .75 
- X-713 Spring doz. .50 
- X-714 King Pin pr. .50 

BULBS

NEW BULBS -- BUILT IN LENS

Special Bulb with LENS
12 Volts
X-418C pair .30



Directional Beam

Special Bulb with LENS
12 Volts
X-417C pair .30



Directional Beam

Screw Base Bulbs
SPECIAL



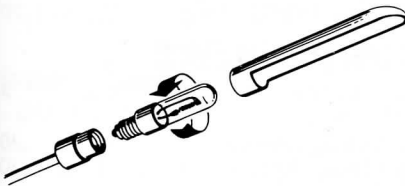
X-424 2 for .40

For replacement on X-425 and X-426 Street Lamps.

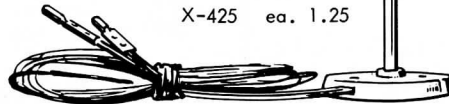
Mini-Bulb
12 Volts
X-411C pair .50



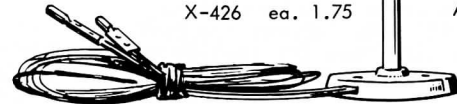
This bulb has a very small diameter and can be used where other miniature bulbs do not fit.



Street Lamp Single
X-425 ea. 1.25



Street Lamp Double
X-426 ea. 1.75



Street Lamps

Now you can have them on your layout. Street Lamps, single and double for realism, at railroad stations, engine facilities as well as on city streets. Reproduced in scale, ready to use!

Bulbs are screw base, easily replaceable. The Standards have 12" leads to simplify wiring into your circuits.

Reflectors may be revolved on the base, to direct the light where you want it.

ILLUSTRATIONS
ACTUAL SIZE

LIFT RINGS

X-657 Dozen .90
X-658 Dozen .90
X-659 Dozen .90
X-660 Dozen .90



PULLEYS

Brass Pulley Set
X-246 .25 Set



Small Pulleys
X-821 6 for .35

CHAIN HOOKS

Chain Hook
X-470
3 for .50

Chain Hook
X-471
3 for .50

NUT-BOLT-WASHERS

In PLASTIC or
In BRASS



HEX or SQUARE

6 Sizes as Shown at right

NUT - BOLT - WASHER - - - - NBW for short.
Identified as (B) for BRASS - - - - (P) for PLASTIC
Brass is packaged 12 plus per pack.
Plastic is packaged 36 plus per pack.



X-568	Sq	(B)	Medium	list	.60
X-569	Hex	(B)	Medium	list	.60
X-574	Sq	(P)	Medium	list	.60
X-575	Hex	(P)	Medium	list	.60
X-570	Sq	(B)	Small	list	.60
X-571	Hex	(B)	Small	list	.60
X-576	Sq	(P)	Small	list	.60
X-577	Hex	(P)	Small	list	.60
X-572	Sq	(B)	Very Small	list	.60
X-573	Hex	(B)	Very Small	list	.60
X-578	Sq	(P)	Very Small	list	.60
X-579	Hex	(P)	Very Small	list	.60
X-203	Sq	(B)	Large	list	.60
X-204	Sq	(B)	Medium	list	.60
X-205	Sq	(B)	Small	list	.60
X-198	Sq	(P)	3 different sizes	list	.60
X-198A	Sq	(P)	Large	list	.60
X-198B	Sq	(P)	Medium	list	.60
X-198C	Sq	(P)	Small	list	.60
X-386	Sq	(B)	NUT on BOLT-Pkg of 12	list	.75

Brass NBW's are used on models; i.e., locos, tenders, etc.. Plastic NBW's are used on structures; i.e., trestles, bridges, buildings, etc.

Used wherever detail Counts!

TRACK GAUGES - RAIL JOINERS TIE PLATES - SPIKES - RAIL

★ Nickle Silver RAIL					
X-430	Code 40	-----	90'	-----	list 6.50
X-447	Code 70	-----	99'	-----	list 7.45
X-443	Code 100	-----	99'	-----	list 7.25
★ S Track Gauges					
X-720	for Code 125 Rail	-----		-----	list .75
On3 Track Gauges					
X-727	for Code 70 Rail	-----		-----	list .75
X-718	for Code 100 Rail	-----		-----	list .75
X-719	for Code 125 Rail	-----		-----	list .75
0 Track Gauges					
X-725	for Code 125 Rail	-----		-----	list 1.00
X-726	for Code 172 Rail	-----		-----	list 1.00
★ RAIL JOINERS					
X-176	for Code 70 Rail	-----	Pkg. of 50	-----	list .50
X-434	for Code 100 Rail (Nickle Silver)	-----	Pkg. of 100	-----	list .85
★ TIE PLATES					
X-782	for Code 40 Rail	-----	Pkg. of 150	-----	list 1.00
X-355	for Code 70 Rail	-----	Pkg. of 100	-----	list 1.00
X-356	for Code 100 Rail	-----	Pkg. of 100	-----	list 1.00
X-730	for Code 125 Rail	-----	Pkg. of 100	-----	list 1.00
X-27-P	for Code 172 Rail	-----	Pkg. of 150	-----	list 1.00
★ SPIKES					
X-195	Special small head for all tie plates above. Can be used on Code 70, 100, 125, and 172 Rail. Scale like head for realism	---	Pkg 1000+	-----	list 1.00
			X-195A	--- Pkg 1/2 Pound	list 3.90
			X-195B	--- Pkg 1/2 Pound	list 7.25
			X-195C	--- Pkg 1 Pound	list 14.00
X-172	0 Scale for Code 172 Rail	-----	Pkg of 350+	-----	list .50
X-173	0 Scale for Code 172 Rail	-----	Pkg 1/4 Pound	-----	list 1.50
L-1087A	- Standard HO for Code 100	-----	2 oz	-----	list 1.00
L-1087B	- Standard HO for Code 100	-----	4 oz	-----	list 1.95
L-1087C	- Standard HO for Code 100	-----	1 lb	-----	list 7.35
X-1105A	- Special HO for Code 100	-----	4 oz	-----	list 1.50
X-1105B	- Special HO for Code 100	-----	8 oz	-----	list 2.60
X-1105C	- Special HO for Code 100	-----	1 lb	-----	list 4.95

BRASS SHEET STOCK

SPECIAL SIZE & THICKNESS	.003"	12" x any length
	.006"	12" x "
	.012"	12" x "
	.020"	18" x "
	.025"	18" x "
	.040"	18" x "
	.050"	18" x "
	.064"	12" x "

per pound as ordered..... \$3.00

Remnant odds and ends, different thicknesses i.e., .006 - .012 - .020 - .025 - .030 - .040 - .050 - .064 Assorted pieces.

Per pound, as available, 2.50

BRASS ROD

1659	1/16" Brass Rod 12" length	1 dz. per pkg.	1.20
1660	3/32" Brass Rod 12" length	1 dz. per pkg.	2.40
1661	1/8" Brass Rod 12" length	1 dz. per pkg.	3.00

RIVETS

HEX HEAD RIVETS for valve gear, etc.



X-239 Doz. .50

SCREWS

CRANK PIN SCREWS

Enlarged

Any size .30 pr.

X-506



X-505

Actual Size



X-504



MACHINE SCREWS

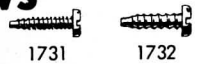
X-533	2-56 x 2"	Brass round head	12 for	1.20
1672	2-56 x 1/8"	Brass round head	12 for	.60
1673	2-56 x 1/4"	Brass round head	12 for	.60
1674	2-56 x 1"	Brass round head	12 for	1.20
1675	2-56 x 1-3/8"	Brass round head	12 for	1.80
1681	4-40 x 5/16"	Brass round head	12 for	.75
1682	4-40 x 1-1/8"	Brass round head	12 for	1.40
1684	2-56 x 5/16"	Brass round head	12 for	.60

METRIC SCREWS

1669	Metric Screw, 15/16" long	12 for	1.20
1670	Metric Screw, 1-3/16" long	12 for	1.20

SELF TAPPING SCREWS

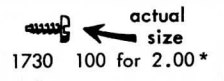
Shown actual size. Ideal for mounting bodies to frames



1731	Self Tap Screw, medium	12 for	.60
1732	Self Tap Screw, large	12 for	.60

NEW #1 x 3/16" SELF-TAPPING SCREW

Don't crack the plastic brush end bell by using the wrong motor mount screw! Kemtron's new small self-tap screw is designed to fit all the "can" type motors, such as Revell, Monogram, Cox, K & B, Aristo, etc. ...and, of course, the Kemtron motors too!



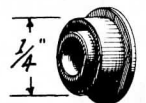
*Available in small quantity at your dealers.

NUTS

NUTS-MACHINE AND METRIC

1676	2-56 NUT, Brass	12 for	.60
1683	4-40 NUT, Brass	12 for	.60
1671	Metric NUT	12 for	.60

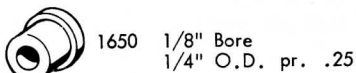
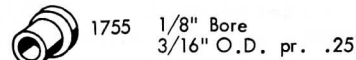
BEARINGS



SELF-LUBRICATING SINTERED BRONZE BEARINGS

FINEST QUALITY PRECISION

BALL BEARINGS

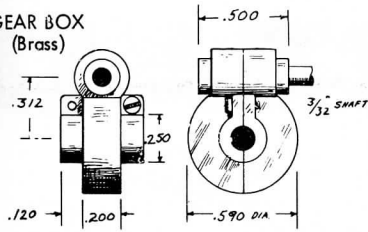


SR-72-H 1/8" Bore

pair 2.25

GEARS & GEAR BOX

GEAR BOX (Brass)



X-1106-L 1/8" axle hole ea. 2.75

X-1106-S 3/32" " ea. 2.75

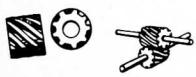
Includes X-330, X-331-2 gear set and shaft

GEAR BOX only

X-389-L 1/8" axle hole ea. 1.85

X-389-S 3/32" " ea. 1.85

HELICAL GEARS (1:1) (Bronze & Steel)



X-500 pr. 1.00

STEEL WORM-BRONZE GEAR (13:1)



L-95 .50 L-96-A .50

L-96-B 1.00
(long)

STEEL WORM-BRONZE GEAR (26:1)



L-513 .50 L-514 .50

STEEL WORM-BRONZE GEAR (37:1)



X-330 .50



X-331 3/32" hole .75

X-332 1/8" hole .75

BRASS WORM-NYLON GEAR (13:1)



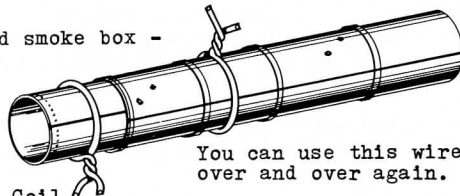
L-1280 .50 L-1279 .50

A terrific Modelers Aid

This dead soft Aluminum wire will not take solder under normal conditions, therefore, it's use will be apparent as an AID to soldering parts that must be tied down and held in position while torch soldering.

A typical case, boiler and smoke box -

Note how easily it can be wrapped around the boiler and "twisted"



You can use this wire over and over again.

Aluminum Wire .065" 5' Coil

X-1307 List .35

TAPS

US Standard TAPS

0-80each .35

2-56each .35



precision, small, hard-to-get sizes

If you were to ask me what hand tool is the most valuable for scratch building, I would find it hard to decide between a Jewelers saw and a set of Pin Vises.

It took some convincing, but now that the Boss has used a Jewelers saw, he would not do without it.



You can cut to a scribed line in any shape and on any thickness of material.

This is one tool that all of us at Kemtron consider a MUST for EVERY modeler.

Scratch building becomes a Joy!

JEWELERS SAW

Jewelers Saw X-580 list ea. \$5.00


Three different blades are offered for use with the JEWELERS SAW. No. 2 is for use on wood, cardboard, plastic, etc. No. 5 is for average use. No. 3/0 is our most popular blade. Its small teeth will not snag when cutting thin brass or thin wall tubing. Yet it will cut thru any thickness!

No. 2 X-582
No. 5 X-583
No. 3/0 X-581

JEWELER'S SAW BLADES

list 1 dozen .75

Kemtron X-503



NOW ONLY **4.95**

an even more improved X-503

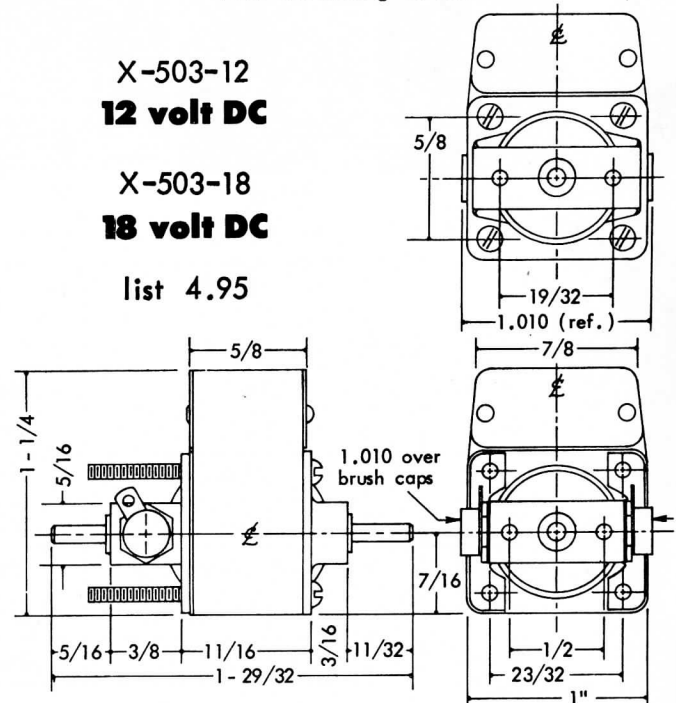
GREATER RELIABILITY from larger brushes and new internal bearings.

EASIER INSTALLATION with front and rear mounting holes.

X-503-12
12 volt DC

X-503-18
18 volt DC


list 4.95



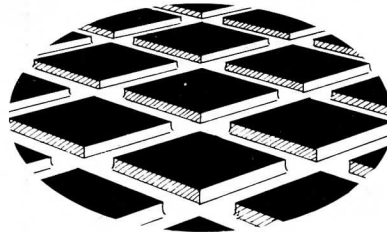
Kemtron

SAFETY TREAD

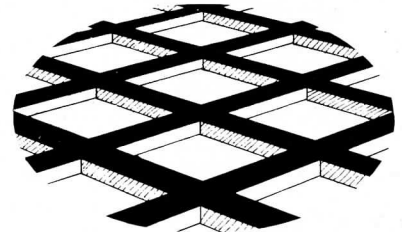
Kemtron's safety tread selection covers all gauges. Since several types and sizes of diamond grids are used on the prototype, any of these can rightly be used on a given model. The enlarged sections at the right depict the two available patterns.




X-375
(1/2 x 12)
raised diamond pattern




RAISED DIAMOND
(grid is etched into the brass)




RAISED GRID
(diamond is etched into the brass)




X-1102
(5 x 7)
raised grid pattern




X-1103
(5 x 12)
raised grid pattern




X-1142
(3-3/4 x 10)
raised diamond pattern




X-1143
(3-3/4 x 10)
raised grid pattern



X-1144
(4-1/4 x 8-1/2")
raised diamond pattern



X-1145
(4-1/4 x 8-1/2")
raised grid pattern



X-1146
(3-3/4 x 10)
open grid - etched thru
(you can see thru it)

CAT. NO.	SCALE	APPROX. SIZE	THICKNESS	PATTERN & SPECIAL NOTES	PRICE
X-375	O	1/2 x 12"	.025	raised diamond, for running boards	pr .75
X-1102	O	5 x 7"	.025	raised grid	ea 2.00
X-1103	O	5 x 12"	.025	raised grid, extra length (see note 1 below)	ea 4.00
X-1142	O	3-3/4 x 10"	.025	raised diamond	ea 2.00
X-1143	O	3-3/4 x 10"	.025	raised grid	ea 2.00
X-1144	S	4-1/4 x 8-1/2"	.020	raised diamond	ea 2.00
X-1145	S	4-1/4 x 8-1/2"	.020	raised grid	ea 2.00
X-1146	O	3-3/4 x 10"	.006	open grid, etched thru (see note 2 below)	ea 5.00

NOTES:

- X-1103, extra length safety tread, is especially suitable for large O scale steam and diesel locomotives with long running boards.
- X-1146 is same pattern as X-1102 and X-1143, except it is etched clear thru the thin (.006") brass stock, leaving an open "screen".

BRASS BRADS

10 sizes...1001 uses
...package .60
(order by catalog no.)

SPECIFICATIONS			
CATALOG NUMBER	DIMENSIONS		WEIGHT COUNT (approx.)
	A	B	
X-8	1/4	.020	1,300
X-801	1-9/16	.140	25
X-802	1-5/16	.071	35
X-803	7/8	.063	55
X-804	9/16	.055	105
X-805	3/4	.055	85
X-806	7/16	.047	185
X-807	11/16	.047	110
X-808	5/16	.035	330
X-809	7/16	.035	265

PHOSPHOR BRONZE WIRE

Easily formed. "Springy" to avoid accidental bending on model.
Solders as easily as brass. Excellent for small piping.

Round Wire

X-532 - .014
3-18" lengths, list .50

BRASS WIRE

Round Wire - 5' Coils

COILED

X-177 .020" list .50
X-296 .025" " .50
X-297 .030" " .50
X-298 .035" " .50
X-299 .040" " .50
X-539 .050" " .65
X-540 .064" " .65

STRAIGHT

Round Wire, 12" Straight

X-485 .020" list 1.00
X-486 .025" " 1.00
X-487 .030" " 1.00
X-488 .035" " 1.00
X-489 .040" " 1.00

Note: Code number represents standard package of 6 lengths.

NEW PARTS & NEW QUANTITIES --- NO PICTURES AVAILABLE --- ADD TO YOUR CATALOG #6

Page 55	C-16-27P X-1200	Safety Tread Apron Plate, Modern C-16, On3 .. pr Box Car Parts Kit, S.P.N.G., On350 6.95
Page 56	X-242P X-688 X-688P C-16-42P X-1086 X-1091 C-16-03E	Brake Wheel, 5 Spoke, Plastic, (O) dz Brake Wheel, 6 Spoke, Brass, (O) (6)pkg Brake Wheel, 6 Spoke, Plastic, (O) dz Brake Wheel, 4 Spoke, Plastic, (O) dz Brake Hangers & Shoes, Brass, Loco (O).... (6)pkg Brake Hangers & Shoes, Plastic, Loco (O). (12)pkg Boiler, Intermediate C-16, On390 .90 .90 .90 3.00 1.00 3.10
Page 62	C-16-19SP C-16-20SP C-14-19SP C-14-20SP	Drivers, 36", Flanged, 40:1 Gear, On3 pr Drivers, 36", Blind, 40:1 Gear, On3 pr Drivers, 36", Flanged, 40:1 Gear, (O) pr Drivers, 36", Blind, 40:1 Gear, (O) pr	3.00 3.00 3.10 3.10
Page 64	X-437 X-442 X-498 GP-351 X-723 C-14-48 C-14-52	Fan Guard Set, F-3, (O) (4) set Fan Guard, GP-20, (O) ea Fan Guard, Large, (O) ea Fan Guard Set, GP-35, 3 Large & 1 Small, (O). set Grab Irons with Bolt Detail, Cast, (O) dz Frame Spacer, Front, C-14 Loco, (O) ea Frame Spacer, Rear, C-14 Loco, (O) ea	1.40 1.00 .75 3.75 .75 .75 .75
Page 65	X-58 X-59 X-46A	Handrail Stanchion, Thru Posts, GP-7, (O) (24) set Handrail Stanchion, End Posts, GP-7, (O). (4) set Dual Headlight, GP-7, (O)	4.80 .80 1.00
Page 67	X-503-18 C-16-16	Motor, 18 Volt, C-16 & Small Locomotives ea Motor Mount in C-16 Tender for X-503 Motor .. ea	4.95 .75
Page 71	X-767 C-16-13 C-16-13E X-1073 SH-47	Queen Posts, On3 Box Car (4) set Running Boards, Pair, Original C-16, On3 pr Running Boards, Pair, Intermediate C-16, On3 pr Running Boards, Pair, Wabash Loco, (O) pr Running Board Supports, Shay, (O) set	.50 1.00 1.00 2.00 1.00
Page 72	C-16-85R C-14-85 C-14-89	Tender Sill, Front, Modern C-16, On3 ea Tender Sill, Front, Original C-14, (O) ea Tender Sill, Rear, Original C-14, (O) ea	1.00 1.00 1.00
Page 73	X-436 X-497 X-610	Coil Springs, (O) (4) pkg Leaf Springs, (O) dz Trailing Truck, Forney Locomotive, (O) ea	.30 1.20 2.45
Page 74	TK-300A TK-482A	Passenger Truck, U.P., Less Wheels, (O) pr Truck, Light Arch Bar, 20" Wheels, On2 pr	12.50 4.85
Page 75	C-16-31 C-16-31R	Tender Top, Punched, C-16 Orig. & Inter., On3 ea Tender Top, Punched, Modern C-16, On3 ea	1.00 1.00
Page 76	GP-117	Air Tank Ends, (O)	1.00
Page 77	X-652 X-652P	Valve Handles, 4 Spoke, Brass, (O) (6) pkg Valve Handles, 4 Spoke, Plastic, (O) dz	.60 .60
Page 78	WA-209 WA-222	Wheel Set, 24", Solid, Blunt Axle, On3 ea Wheel Set, 24", Solid, Blunt Axle, (O) ea	.60 .60
Page 79	X-950	Trolley Bushing, Delrin, (O)	(4) pkg .95
Page 83	X-1150 X-1151	Expanded Metal, Medium Grid, 2 1/2" x 6" . sheet Expanded Metal, Small Grid, 2 1/2" x 6" .. sheet	.95 .95
Page 93	C-16-104 C-16-109 C-16-114 X-1265	Tender, Less Motor, Original C-16, On3 kit Tender, Less Motor, Intermediate C-16, On3 . kit Tender, Less Motor, Modern C-16, On3 kit O Scale Coal, pkg	18.45 18.45 18.45 .79

Page 55	X-64	now pr.	.50	Page 72	X-67	now pr.	1.70
	X-65	now pr.	.50	Page 73	TK-474	now pr.	4.85
Page 57	X-400	now pr.	.30		TK-475	now pr.	4.85
	X-401	now pr.	.30		TK-476	now pr.	4.85
	X-402	now pr.	.25		TK-477	now pr.	4.85
	X-403	now pr.	.30		TK-478	now pr.	4.85
	X-404	now pr.	.30		TK-479	now pr.	4.85
	X-405	now pr.	.30		C-16-41	now pr.	1.00
	X-406	now pr.	.30		C-16-44	now pr.	4.85
	X-407	now pr.	.25		C-16-87	now pr.	4.85
	X-410	now pr.	.40		X-609	now pr.	2.45
	X-413	now pr.	.50	Page 74	OA-30	now pr.	18.50
	X-414	now pr.	.50		OA-25	now pr.	15.75
	X-415	now pr.	.50		TK-300A	now pr.	12.50
	X-416	now pr.	.50		TK-300	now pr.	14.50
	X-420	now pr.	.50		TK-301	now pr.	11.00
	X-420FPS	now pr.	.30		X-1040	now pr.	6.35
	X-420S	discontinued			X-70	now pr.	7.50
	X-422	now kit	1.25		X-927	out of stock - no date	
Page 58	X-9	now pr.	1.75		X-927A	Baldwin MCB Trucks	
	X-9SD	now pr.	1.75			less wheels, pr.	6.00
	X-125	now pr.	1.00		X-463	now pr.	2.65
	X-922	now pr.	1.25		X-465	now pr.	2.80
	X-923	now ea.	1.25		TK-481	now pr.	4.85
	X-930	now pr.	5.25	Page 75	X-340	discontinued	
Page 59	X-232	now 10" for	.50		X-341	discontinued	
	X-259	now 10" for	.50	Page 76	X-291	now set	.85
Page 62	X-370	now set	.65	Page 77	X-248	now 4 for	.50
Page 65	OA-32	now pr.	.30		X-98	now pr.	.75
	OA-32FR	now 4 for	1.00		X-99	now pr.	.50
	X-66	now 4 ft.	.35		X-100	now pr.	.75
	X-64	now pr.	.50	Page 78	WA-203	now pr.	.60
	X-65	now pr.	.50		WA-204	now pr.	.60
	X-257	now 8 ft. for	.50		WA-205	now pr.	.60
Page 66	X-72	now 4 for	1.00		WA-210	now pr.	.60
	ML-235	Red Jewels, dz	.50		WA-211	now pr.	.60
	ML-236	Green Jewels, dz	.50		X-155	now 5 ft.	.35
	ML-237	Clear Jewels, dz	.50	Page 80	X-275	discontinued	
	ML-238	Amber Jewels, dz	.50		X-927	out of stock - no date	
	ML-239	Blue Jewels, dz	.50		X-927A	Baldwin MCB Trucks	
	X-57	now 4 for	3.40			less wheels, pr.	6.00
	C-16-69	now pr.	1.30		X-1040	now pr.	6.35
	ML-99	now pr.	.75	Page 81	X-67	now pr.	1.70
	ML-100	now pr.	.75	Page 83	X-159	now ea.	.75
	ML-107	now pr.	1.25		X-1101	replaced by X-1141	
	ML-109	now pr.	1.25		X-1102	replaced by X-1102R	
	ML-109-C	now pr.	1.55	Page 84	X-211	Scale now	1.85
	OA-16	now pr.	.75		X-250	now ea.	2.65
	X-1008	now pr.	.75		L-1085	discontinued	
Page 67	X-300	discontinued		Page 85	J1-323	discontinued	
	L-1010	out of stock - no date		Page 86	J1-320	discontinued	
	DC-71B	discontinued			J1-314	discontinued	
	PM-10	discontinued			X-700	now pr.	10.35
	X-155	now 5 ft.	.35	Page 87	J1-318	discontinued	
	DC-91	out of stock - no date			J1-308	discontinued	
Page 68	X-198	now 4 dz. for	.60		J1-307	discontinued	
	X-203	now dz.	.60	Page 88	Alco Diesel	now kit	75.00
	X-204	now dz.	.60	Page 89	GP-7	now kit	75.00
	X-205	now dz.	.60		X-64	now pr.	.50
Page 69	# 42	Pilot, now ea.	2.85		X-65	now pr.	.50
	X-64	now pr.	.50		X-66	now 4 ft.	.35
	X-65	now pr.	.50	Page 98	C.P.Huntington	now kit	57.75
	X-66	now 4 ft.	.35			Special Order Only w/Time Delay	
Page 70	X-345	now 6 for	.60	Page 99		discontinued	
	X-346	now 6 for	.60	Page 101	TK-300	now pr.	14.50
	X-347	now 6 for	.60	Page 103	X-335	now kit	4.95
	OA-32	now pr.	.30	Page 104	X-690	now kit	4.75
	OA-32FR	now 4 for	1.00		JY-103	discontinued	