

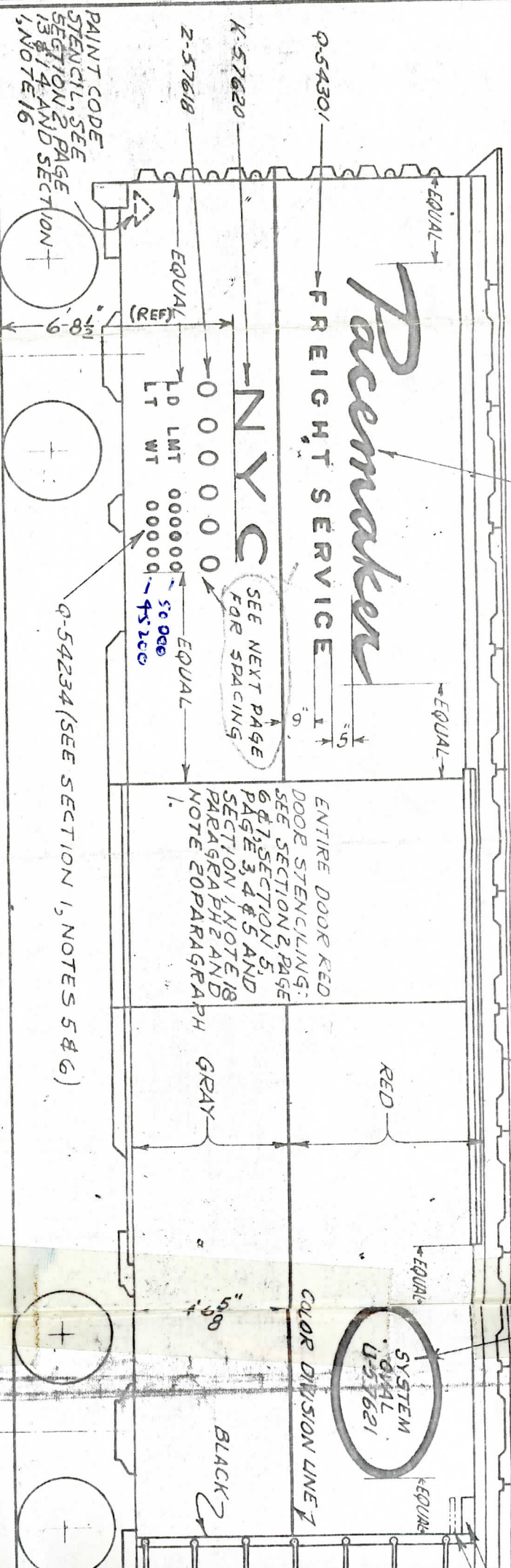
W. W. LOVELAND  
 2908 CODY COURT  
 WAUKESHA, WIS. 53186

Y-54306  
 N-54307  
 N-54308

174000 SERIES

SYSTEM OVER, SEE SECTION 4, PAGE 2 A  
 SECTION 1, NOTE 2.

ROOF: BLACK F-1 CAR CEMENT



(A) TOP PORTION OF CAR BODY AND ENTIRE DOOR TO BE PAINTED RED AND BOTTOM PORTION TO BE PAINTED GRAY AS INDICATED ON THIS DRAWING.  
 (B) ROOF TO BE PAINTED WITH F-1 CAR CEMENT (BLACK)  
 (C) UNDERFRAME TO BE PAINTED WITH F-1 CAR CEMENT (BLACK)

(D) SIDE AND END LADDER STYLES, LADDER TREADS, ALL SIDE AND END HANDHOLDS AND HAND BRAKE WHEEL TO BE PAINTED BLACK.  
 (E) ALL STILL STEPS AND UNCOUPLING RELEASE RIGGING TO BE PAINTED GRAY.  
 (F) FRONT DOOR STOP AND DOOR FIXTURES ATTACHED TO CAR BODY LOCATED BELOW RED

PAINTING INSTRUCTION

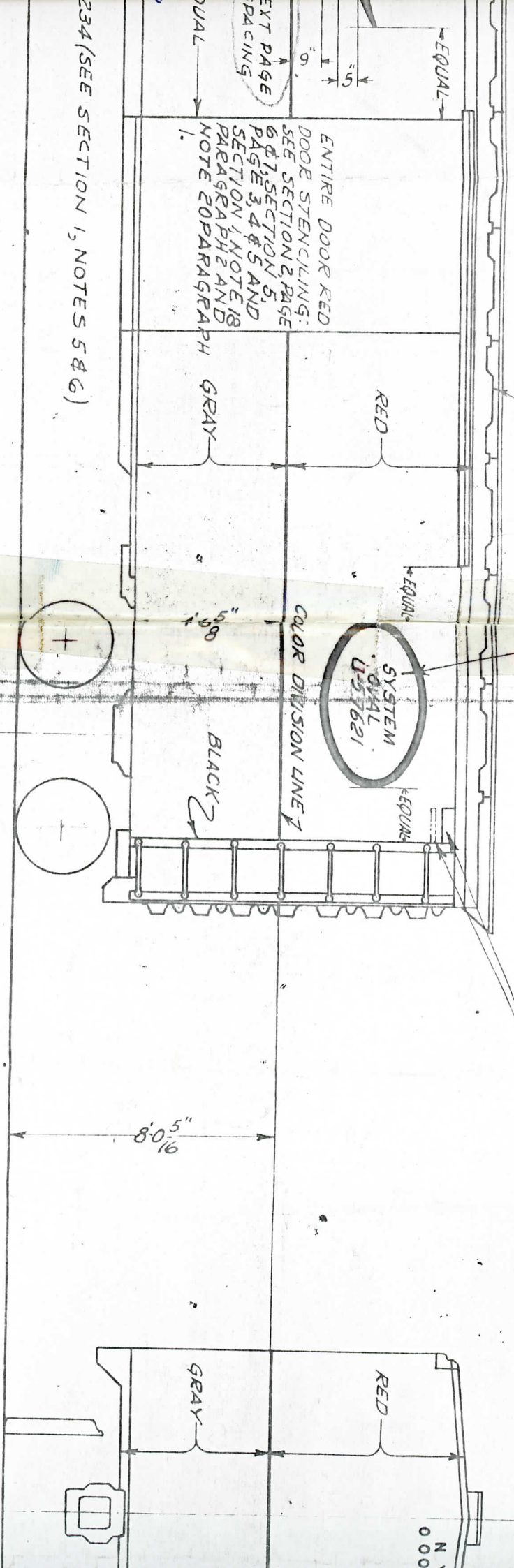
DIVIDING LINE TO  
 (G) DOOR TRAILER CLOSED POSITION  
 (H) THE FOLLOWING IS APPLIED ON C

ISSUED OCT 11, 1955 REVISED

70 SERIES

SYSTEM OVAL, SEE SECTION 4, PAGE 2 AND SECTION 1, NOTE 2.

ROOF: BLACK F-1 CAR CEMENT



OWNERSHIP, TRUST NUMBERS AND OWNERS PLATE (AS SHOWN AND DIAGONALLY OPPOSITE) SEE SECTION NOTE 25.

234 (SEE SECTION 1, NOTES 5 & 6)

### PAINTING INSTRUCTIONS

- (A) SIDE AND END LADDER STYLES, LADDER TREADS, ALL SIDE AND END HANDHOLDS AND HAND BRAKE WHEEL TO BE PAINTED BLACK.
- (R) ALL SILL STEPS AND UNCOUPLING RELEASE RIGGING TO BE PAINTED GRAY.
- (F) FRONT DOOR STOP AND DOOR FIXTURES ATTACHED TO CAR BODY LOCATED BELOW RED

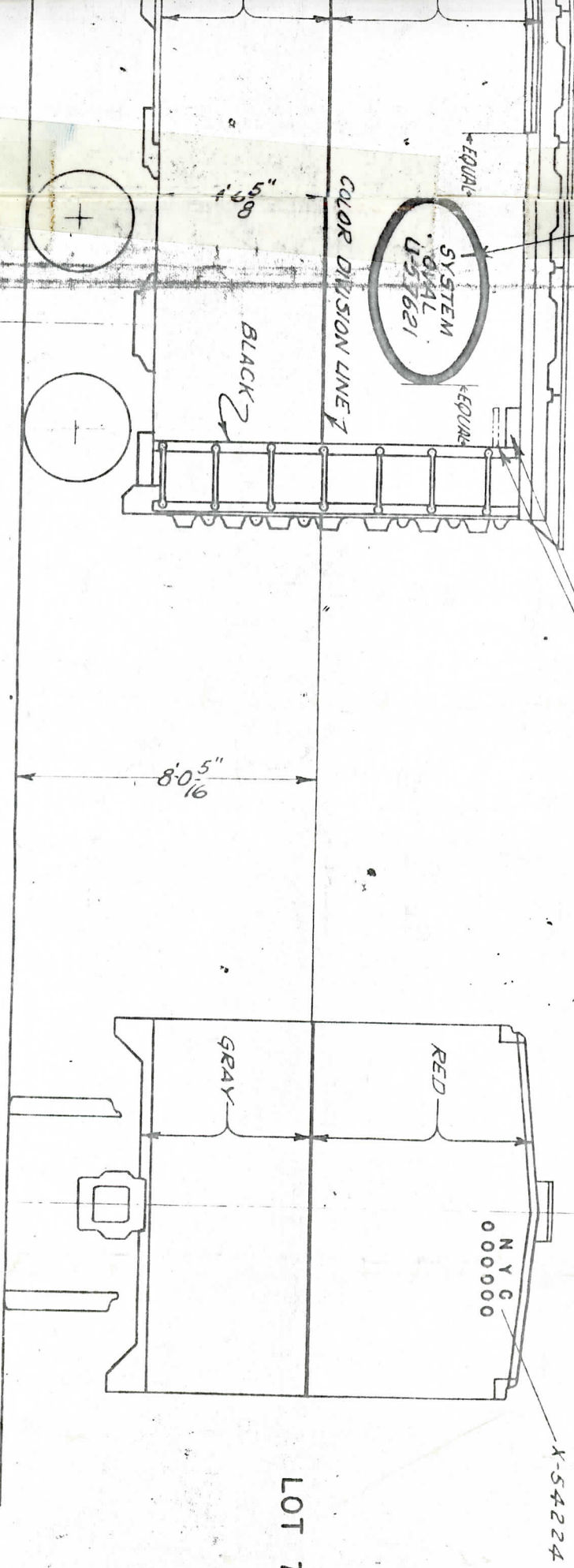
- DIVIDING LINE TO BE PAINTED GRAY.
- (G) DOOR TRACK AND SIDE SILL BELOW DOOR IN CLOSED POSITION TO BE PAINTED RED.
- (A) THE FOLLOWING STENCILING TO BE APPLIED ON CENTER SILLS IN 1" CHARACTERS:

LT. WT. 00000  
 REPACKED ST  
 SWIVEL COUP  
 1-W WROT ST  
 TWIN CUSHION  
 (SEE INDEX - ST  
 COVERING AB

PRINTED IN U.S.A. SUPERSEDES

SYSTEM OVAL, SEE SECTION 4, PAGE 2 AND SECTION 1, NOTE 2.

OWNERSHIP, TRUST NUMBERS AND OWNERS PLATE (AS SHOWN AND DIAGONALLY OPPOSITE) SEE SECTION 1 NOTE 25.



### PAINTING INSTRUCTIONS

WHEELS, LADDER  
HOLDERS AND  
MOUNTED BLACK.  
COUPLING BE-  
D GRAY.  
OR FIXTURES  
ED BELOW RED

DIVIDING LINE TO BE PAINTED GRAY.  
(9) DOOR TRACK AND SIDE SILL BELOW DOOR IN  
CLOSED POSITION TO BE PAINTED RED.  
(A) THE FOLLOWING STENCILING TO BE  
APPLIED ON CENTER SILLS IN 1" CHARACTERS:  
LOT N<sup>o</sup> 737-B  
DATE BUILT

LI. WT. 00000 EB (MO & YR)  
REPACKED STENCIL  
SWIVEL COUPLER  
1-W WROT STEEL WHEELS  
TWIN CUSHION DRAFT GEAR  
(SEE INDEX - SECTION 1 FOR NOTES  
COVERING ABOVE STENCILING)

PAINTING AND  
LETTERING  
PACEMAKER  
BOX CARS

LOT 737-B

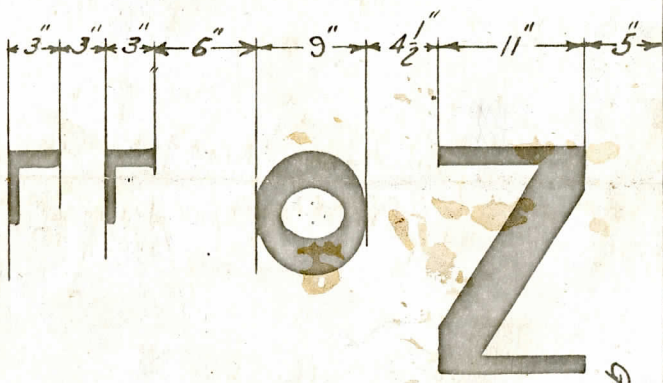
PRINTED IN U.S.A. SUPERSEDES S.K.V-6378-E

J-56487

PAGE 1

SECTION 3

SHERWIN-WILLIAMS PAINT CO PAINT SCHEME



ENLARGED VIEW FOR LOCATING REPORTING MARKS ON PACE-MAKER BOX CARS

W. W. LOVELAND  
2908 CODY COURT  
WALKESHA, WIS. 53186

TOP PORTION TO BE PAINTED WITH  
PACEMAKER FAST DRI. FLASH SYN. VERMILION SW SHADE #532.  
BOTTOM PORTION TO BE PAINTED WITH  
PACEMAKER FAST DRI. FLASH SYN. DARK GRAY S.W. SHADE #516.  
S.W. WHITE F-65 W.I. IS USED FOR STENCILING ON VERMILION AND S.W. BLACK F-65 B1 FOR BLACK STENCILING ON GRAY.  
SAFETY APPLIANCES INDICATED TO BE PRINTED WITH S.W. BLACK KEM No 4200 LUSTRAL BLACK ENAMEL.

8/9/82  
BILL — THANKS FOR YOUR TIME LAST WEEK

REFER TO ATHEARN ADS. IN

MODEL R.R. MAGAZINE

SEPT. 1946 PAGE 601 - <sup>SPECIAL</sup> <sup>EDITION</sup> <sup>COVER</sup>

OCT. 1946 - " 679 - RED DIAL <sup>GRAY TOP LIGHT</sup>

W. W. Loveland  
LOT 737-B

LYMAN COX HAS A 5 1/2" X 4"

COLOR PASTE CARD FOR

CORRECT COLOR MATCH.

SECTION 3

ATHEARN "O" SCALE CARDS AS  
WELL AS GORBE MODELS "HO"  
PACEMAKER CARDS AND CORRECT COLORS  
PAINTING AND LETTERING  
ATHEARN "HO" CARDS PAGE MAKER  
HAD WRONG COLORS MISCELLANEOUS