

Drill 13 #56 holes

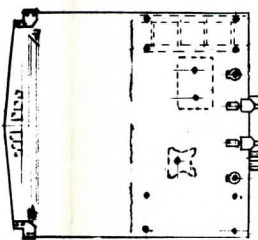
trim ends (see instructions)



Brake wheel assembly (See Fig 4)

Notched footwalk goes on 'A' end.

'A' END

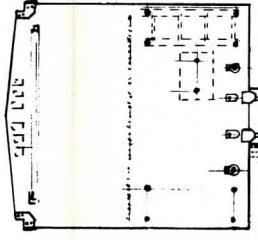


File inside of carry irons so centersill slides easily

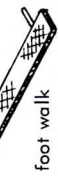


Tack board

'B' END



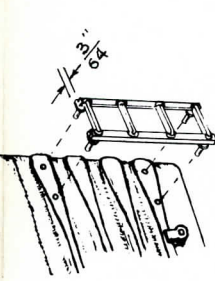
Cut off ('B' end only)



foot walk

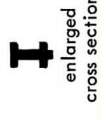
see also photo of finished model

Drill 12 #56 holes

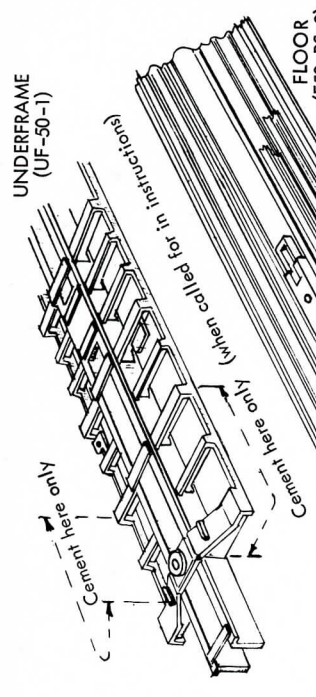


Use ladders with 3/64" standoff

"I" BEAMS

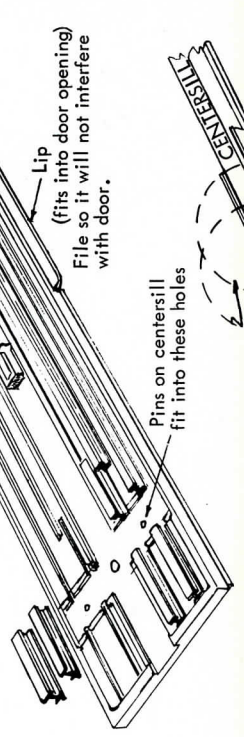


enlarged cross section cut to length



UNDERFRAME (UF-50-1)

FLOOR (F50-PS-3)

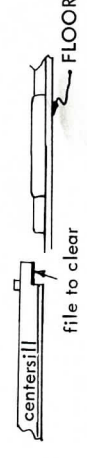


CENTERSILL (CS-50-1)



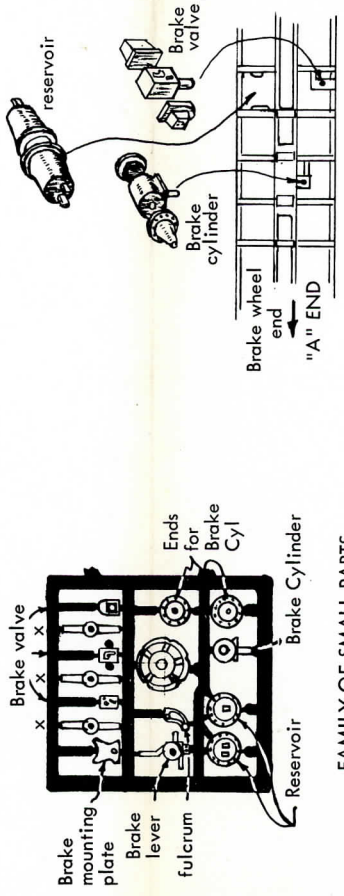
FLOOR (F-50-PS-3)

File flanges so center sill will slide freely in underframe



file to clear

2-5/16 x 1/4 screw secures coupler and coupler pocket cover



FAMILY OF SMALL PARTS (Parts marked 'x' are not used in this kit)

5410 "O" SCALE WAFFLE-SIDE* BOX CAR

50' 6", 70 ton CAR with CUSHION UNDERFRAME

The single-sheathed sides of this car are embossed with a "waffle" pattern so that cross bar belt rails are recessed. The resultant flush interior protects lading from snagging and damage and, at the same time, provides efficient means of securing the cargo.

72-0701

Wm K WALTHERS, Inc.
4050 N. 34th St.
Milwaukee, Wis. 53216

*Trade mark of Pullman Standard, a division of Pullman Incorporated